

## Results from region 7: Suburban Metro Minnesota

Region 7 includes the counties of Anoka, Carver, Dakota, Scott, Washington, and suburban Hennepin and Ramsey.

### Highlights:

- Most youth participate in some type of organized activity at some point during the school year, with over 80% participating in athletics or sports activities.
- About one-quarter of youth in the suburban metro region have a part-time job; this is lower than the state average.
- Most parents believe their community is doing very well or OK providing activities for teens. Parent satisfaction is higher in the suburban metro than in any other region of the state.
- Parents want programs that teach the value of hard work, encourage youth to try new things, and more volunteer opportunities for their children. Youth are interested in enrichment opportunities in athletics and academics.
- Though parents in the region have about as much difficulty as parents across the state finding affordable programs, they have less difficulty than parents elsewhere finding programs with other characteristics.

### People surveyed:

Parents: 201  
Youth: 139

		Unweighted %
<b>Child's Gender</b>	Male	53.5%
	Female	46.5%
<b>Community Type</b>	Rural	0%
	Small Town	0%
	City in Greater Minnesota	0%
	Suburban Metro	100%
	Urban Metro	0%
<b>Family Economic Status</b>	Less than \$25,000	3.2%
	\$25,000 to \$50,000	13.8%
	\$50,000 to \$75,000	21.2%
	\$75,000 to \$100,000	23.8%
	\$100,000 or more	38.1%
<b>Race/Ethnicity</b>	White	85.9%
	Non-white	6%
	Immigrant	8%

		Unweighted %
<b>Child's Grade</b>	7	20.5%
	8	16.5%
	9	20.5%
	10	16%
	11	11.5%
	12	15%
<b>Family Structure</b>	Married or Cohabiting	86.5%
	Single Parent	13.5%
<b>Family Work Status</b>	All full time workers	41.5%
	One full time / one part time	35.9%
	One full time / one at home	17.9%
	No full time worker	4.6%
<b>Parent Education</b>	High school or less	12.1%
	Some college / Associate's degree	34.7%
	Bachelors or higher	53.3%

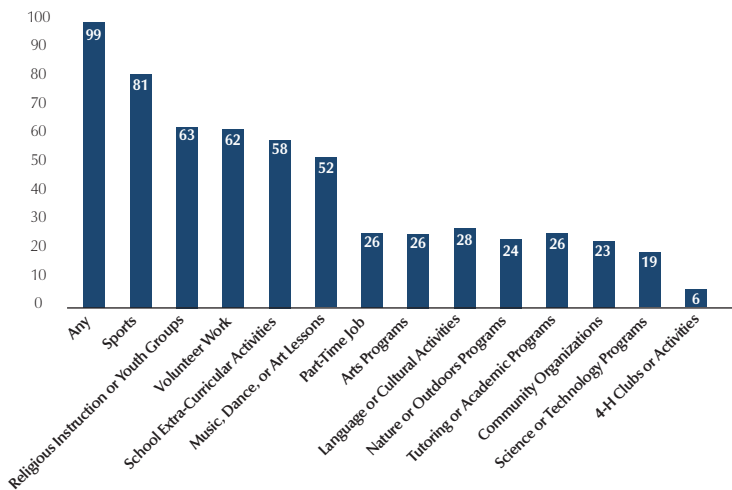
## Results from region 7: Suburban Metro Minnesota

Over half of all youth participate in sports, religious activities or youth groups, volunteer activities, school-based extra-curricular activities, and music, art or dance lessons. Parents and youth both cite exploring interests as their top priority for youth programs.

### Activity participation

Percent of youth participating in activities during the last school year.

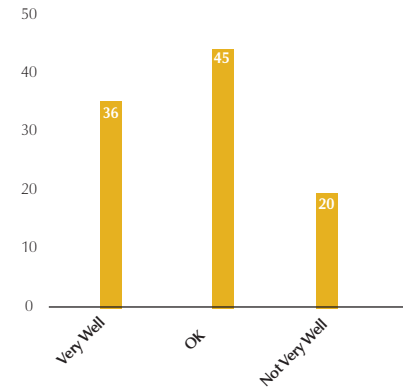
(Compare with the results from page 18 of the main report.)



### Satisfaction with resources

Percent of parents reporting how well their communities are doing in providing programs and activities for teenagers.

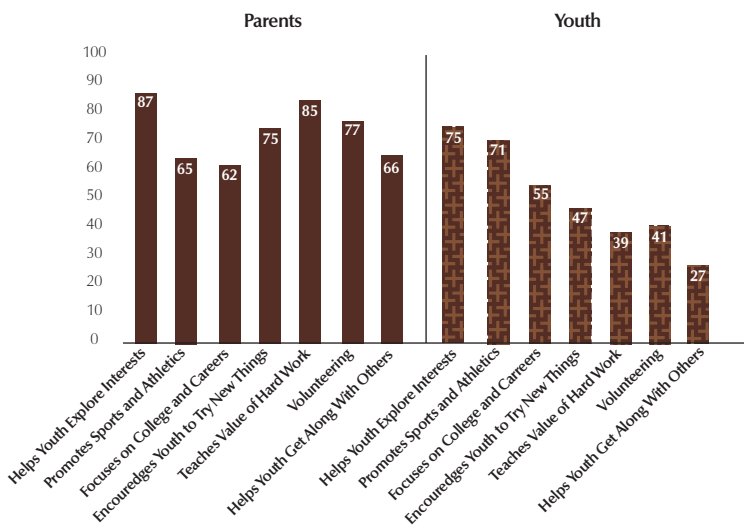
(Compare with the results from page 28 of the main report.)



### Desired programs

Percent of parents and youth reporting the types of programs they would be very interested in youth participating in.

(Compare with the results from page 34 of the main report.)



### Access to opportunities

Percent of parents reporting it was very or somewhat hard to find youth programs with any of the following attributes.

(Compare with the results from page 52 of the main report.)

