

## Results from region 5: Southwest Minnesota

Region 5 includes the counties of Big Stone, Chippewa, Cottonwood, Jackson, Kandiyohi, Lac qui Parle, Lincoln, Lyon, McLeod, Meeker, Murray, Nobles, Pipestone, Redwood, Renville, Rock, Swift, and Yellow Medicine.

### ■ Highlights:

- Virtually all youth participate in some type of organized activity at some point during the school year, with three-quarters participating in athletics or sports activities and religious activities or youth groups.
- With nearly one-fifth of all youth grades 7-12 participating in the University of Minnesota’s 4-H programs, Region 5 has the highest level of 4-H participation in the state.
- Almost twice as many parents believe their community is not doing well than believe their community is doing very well.
- Parents are most likely to want programs that focus on youth development, while youth are more interested in programs that provide enrichment opportunities in academics and athletics.
- Parents in Region 5 have greater difficulty than parents across the state finding programs that are interesting to youth and high quality.
- One-third report difficulty finding affordable programs in their communities.

### ■ People surveyed:

Parents: 207

Youth: 81

		Unweighted %
<b>Child’s Gender</b>	Male	53%
	Female	47%
<b>Community Type</b>	Rural	45.4%
	Small Town	25.6%
	City in Greater Minnesota	29%
	Suburban Metro	0%
	Urban Metro	0%
<b>Family Economic Status</b>	Less than \$25,000	9.3%
	\$25,000 to \$50,000	20.2%
	\$50,000 to \$75,000	29.5%
	\$75,000 to \$100,000	20.2%
	\$100,000 or more	20.7%
<b>Race/Ethnicity</b>	White	91.7%
	Non-white	2.5%
	Immigrant	5.9%

		Unweighted %
<b>Child’s Grade</b>	7	15.3%
	8	14.8%
	9	16.7%
	10	15.8%
	11	22.2%
	12	15.3%
<b>Family Structure</b>	Married or Cohabiting	88.2%
	Single Parent	11.8%
<b>Family Work Status</b>	All full time workers	53%
	One full time / one part time	26%
	One full time / one at home	13%
	No full time worker	8%
<b>Parent Education</b>	High school or less	16.7%
	Some college / Associate’s degree	41.7%
	Bachelors or higher	41.7%

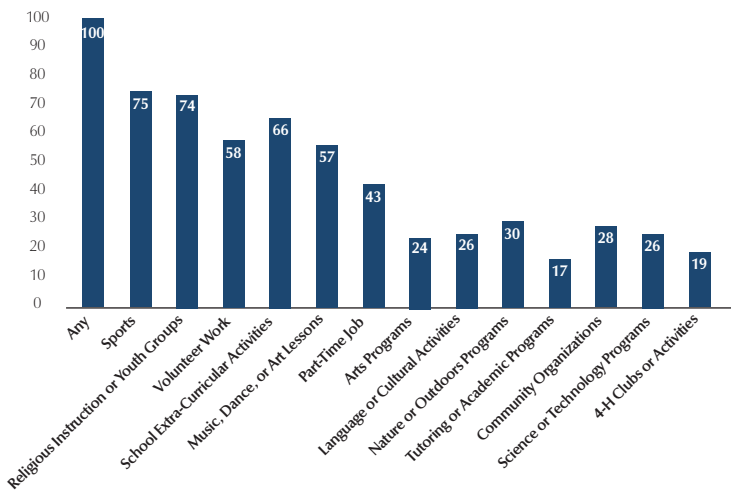
## Results from region 5: Southwest Minnesota

Over half of all youth participate in sports, school-based extra-curricular activities, volunteer activities, and music, art or dance lessons. Exploring interests is among the top three priorities for both parents and youth.

### Activity participation

Percent of youth participating in activities during the last school year.

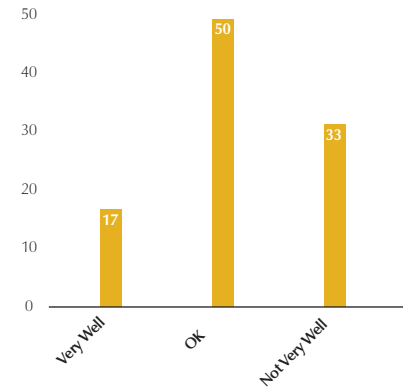
(Compare with the results from page 18 of the main report.)



### Satisfaction with resources

Percent of parents reporting how well their communities are doing in providing programs and activities for teenagers.

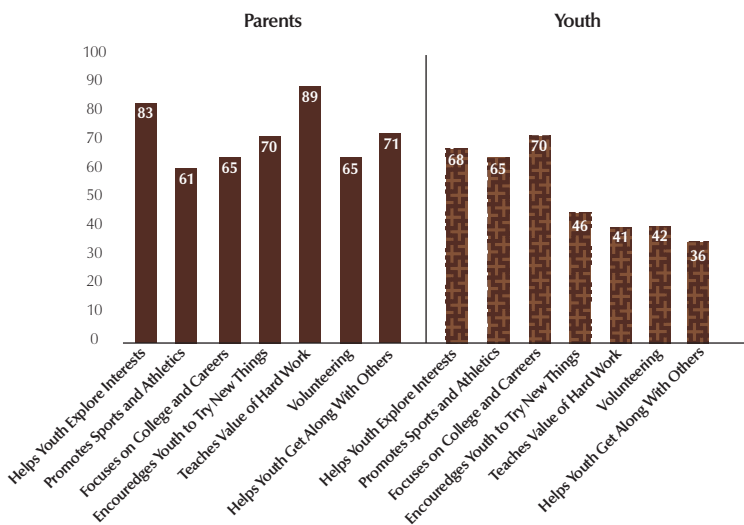
(Compare with the results from page 28 of the main report.)



### Desired programs

Percent of parents and youth reporting the types of programs they would be very interested in youth participating in.

(Compare with the results from page 34 of the main report.)



### Access to opportunities

Percent of parents reporting it was very or somewhat hard to find youth programs with any of the following attributes.

(Compare with the results from page 52 of the main report.)

