

Results from region 6: Southern Minnesota

Region 6 includes the counties of Blue Earth, Brown, Dodge, Faribault, Fillmore, Freeborn, Goodhue, Houston, Le Sueur, Martin, Mower, Nicollet, Olmsted, Rice, Sibley, Steele, Wabasha, Waseca, Watonwan, and Winona.

■ Highlights:

- Most youth participate in some type of organized activity at some point during the school year, with almost 80% participating in athletics or sports activities.
- Rates of participation in paid part-time work and volunteer activities are both higher than the state averages.
- Most parents believe their community is doing OK at providing activities for teens, with about equal amounts reporting their community is not doing well as believe their community is doing very well.
- Parents are most likely to want programs that focus on youth development while youth are more interested in programs that provide enrichment opportunities in academics and athletics.
- About 20 to 30 percent of parents report difficulty finding youth programs in their communities. As with the state as a whole, affordability and quality are the most challenging program characteristics to find.

■ People surveyed:

Parents: 207

Youth: 86

		Unweighted %
Child's Gender	Male	50.7%
	Female	49.3%
Community Type	Rural	30%
	Small Town	22.2%
	City in Greater Minnesota	47.8%
	Suburban Metro	0%
	Urban Metro	0%
Family Economic Status	Less than \$25,000	8.9%
	\$25,000 to \$50,000	16.8%
	\$50,000 to \$75,000	31.9%
	\$75,000 to \$100,000	24.6%
	\$100,000 or more	17.5%
Race/Ethnicity	White	90.7%
	Non-white	3.9%
	Immigrant	5.4%

		Unweighted %
Child's Grade	7	19.8%
	8	15.8%
	9	16.8%
	10	13.9%
	11	16.8%
	12	16.8%
Family Structure	Married or Cohabiting	86.2%
	Single Parent	13.8%
Family Work Status	All full time workers	52.7%
	One full time / one part time	21%
	One full time / one at home	9.9%
	No full time worker	6.4%
Parent Education	High school or less	17.6%
	Some college / Associate's degree	39.2%
	Bachelors or higher	43.1%

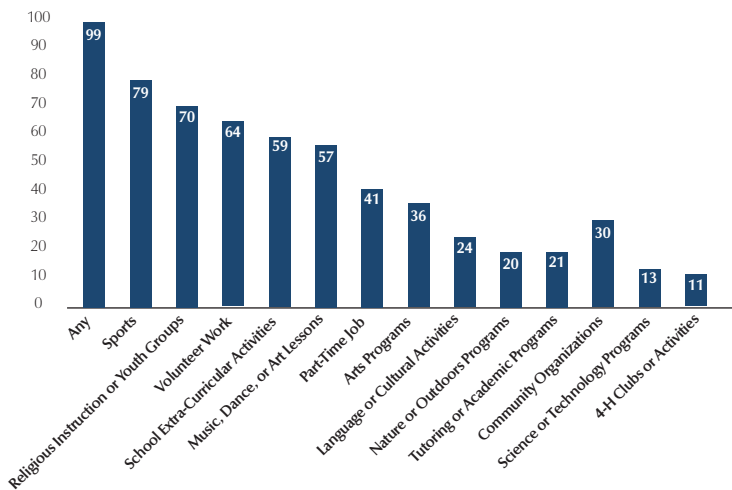
Results from region 6: Southern Minnesota

Over half of all youth participate in sports, religious activities or youth groups, volunteer activities, school-based extra-curricular activities, and music, art or dance lessons. Exploring interests is among the top three priorities for both parents and youth.

Activity participation

Percent of youth participating in activities during the last school year.

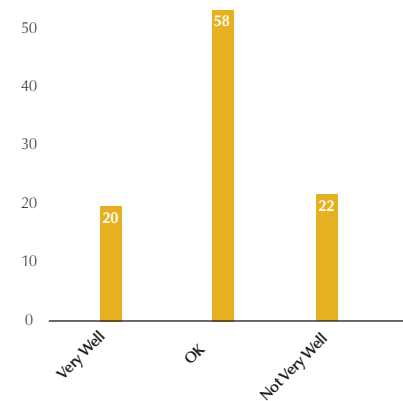
(Compare with the results from page 18 of the main report.)



Satisfaction with resources

Percent of parents reporting how well their communities are doing in providing programs and activities for teenagers.

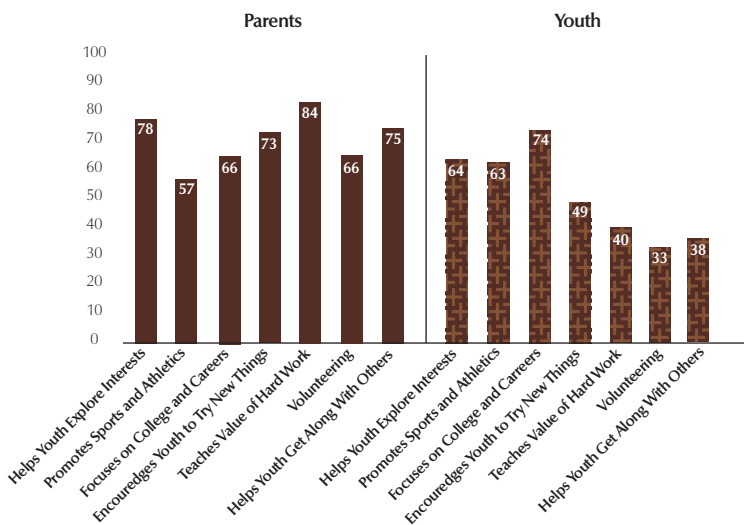
(Compare with the results from page 28 of the main report.)



Desired programs

Percent of parents and youth reporting the types of programs they would be very interested in youth participating in.

(Compare with the results from page 34 of the main report.)



Access to opportunities

Percent of parents reporting it was very or somewhat hard to find youth programs with any of the following attributes.

(Compare with the results from page 52 of the main report.)

