

Results from region 1: Northwest Minnesota

Region 1 includes the counties of Beltrami, Clearwater, Hubbard, Kittson, Lake of the Woods, Mahnommen, Marshall, Norman, Pennington, Polk, Red Lake, and Roseau.

■ Highlights:

- Most youth participate in some type of organized activity at some point during the school year, with almost three-quarters participating in athletics or sports activities.
- Most parents believe their community is doing OK at providing activities for teens, though almost twice as many parents believe their community is not doing well than believe their community is doing very well.

- Parents are most likely to want programs that focus on youth development – teaching the value of hard work, trying new things, learning to get along with others – while youth are more interested in programs that provide enrichment opportunities in sports and academics.
- Parents have the greatest difficulty finding programs that are high quality and affordable and the greatest ease finding programs that are age-appropriate, conveniently located, and run by trusted adults.

■ People surveyed:

Parents: 172

Youth: 85

		Unweighted %
Child's Gender	Male	52.7%
	Female	47.3%
Community Type	Rural	49.4%
	Small Town	24.4%
	City in Greater Minnesota	26.2%
	Suburban Metro	0%
	Urban Metro	0%
Family Economic Status	Less than \$25,000	13.8%
	\$25,000 to \$50,000	32.2%
	\$50,000 to \$75,000	32.9%
	\$75,000 to \$100,000	11.8%
	\$100,000 or more	9.2%
Race/Ethnicity	White	90.5%
	Non-white	9.5%
	Immigrant	0%

		Unweighted %
Child's Grade	7	23.8%
	8	17.9%
	9	16.7%
	10	16%
	11	15.5%
	12	9.5%
Family Structure	Married or Cohabiting	82.6%
	Single Parent	17.4%
Family Work Status	All full time workers	52.6%
	One full time / one part time	22.4%
	One full time / one at home	10.9%
	No full time worker	14.1%
Parent Education	High school or less	18.6%
	Some college / Associate's degree	49.1%
	Bachelors or higher	32.3%

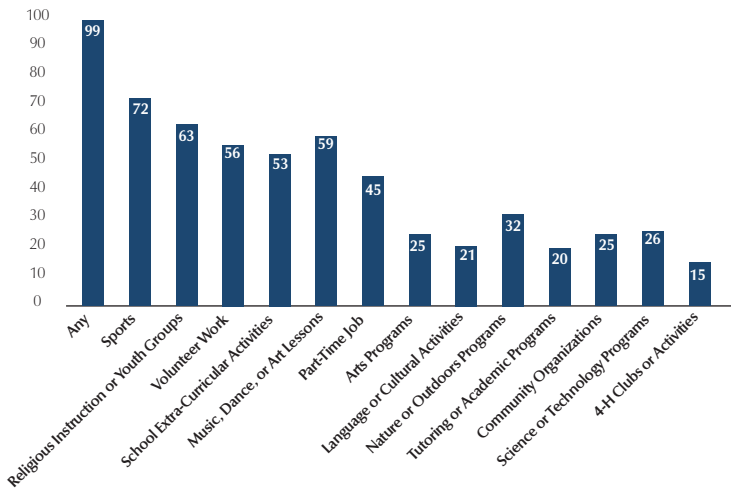
Results from region 1: Northwest Minnesota

Over half of all youth participate in sports, religious activities or youth groups, music, art or dance lessons, volunteer activities, and school-based extra-curricular activities. Exploring interests is among the top three priorities for both parents and youth.

Activity participation

Percent of youth participating in activities during the last school year.

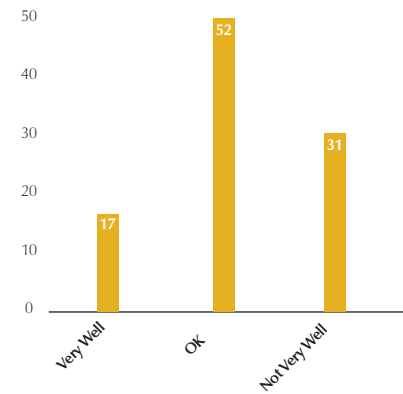
(Compare with the results from page 18 of the main report.)



Satisfaction with resources

Percent of parents reporting how well their communities are doing in providing programs and activities for teenagers.

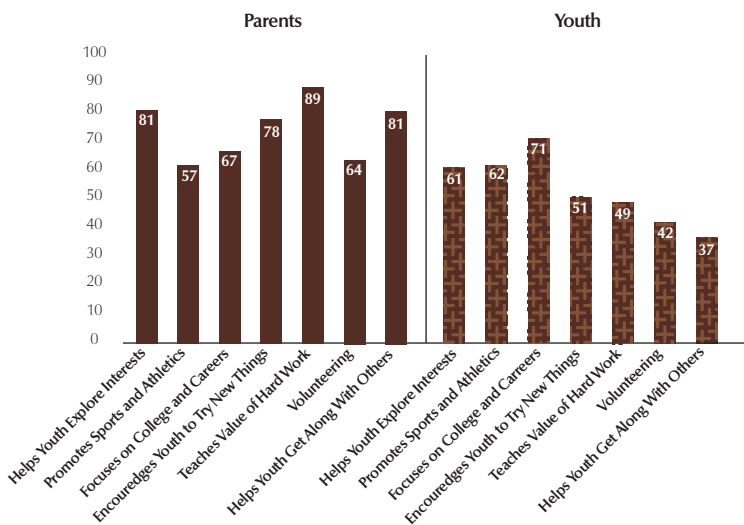
(Compare with the results from page 28 of the main report.)



Desired programs

Percent of parents and youth reporting the types of programs they would be very interested in youth participating in.

(Compare with the results from page 34 of the main report.)



Access to opportunities

Percent of parents reporting it was very or somewhat hard to find youth programs with any of the following attributes.

(Compare with the results from page 52 of the main report.)

