



## Results from region 2: Northeast Minnesota

Region 2 includes the counties of Aitkin, Carlton, Cook, Itasca, Koochiching, Lake, and St. Louis.

### ■ Highlights:

- Most youth participate in some type of organized activity at some point during the school year, with 84% of youth participating in athletics or sports activities.
- Participation rates for many activities are higher than for the state as a whole.
- Over half of parents believe their community is doing OK at providing activities for teens, though more parents believe their community is not doing well than believe their community is doing very well.

- Parents are most likely to want programs that focus on youth development – teaching the value of hard work, trying new things, learning to get along with others – while youth are more interested in programs that provide enrichment opportunities in sports and academics.
- Parents report greater difficulty finding programs that are conveniently located than the state average (37% vs. 26%).

### ■ People surveyed:

Parents: 200  
Youth: 90

		Unweighted %
<b>Child's Gender</b>	Male	44.9%
	Female	55.1%
<b>Community Type</b>	Rural	39.5%
	Small Town	20.5%
	City in Greater Minnesota	40%
	Suburban Metro	0%
	Urban Metro	0%
<b>Family Economic Status</b>	Less than \$25,000	4.2%
	\$25,000 to \$50,000	25.4%
	\$50,000 to \$75,000	35.4%
	\$75,000 to \$100,000	17.5%
	\$100,000 or more	17.5%
<b>Race/Ethnicity</b>	White	91.4%
	Non-white	5.6%
	Immigrant	3%

		Unweighted %
<b>Child's Grade</b>	7	22.2%
	8	13.6%
	9	15.7%
	10	13.1%
	11	18.2%
	12	17.2%
<b>Family Structure</b>	Married or Cohabiting	90.4%
	Single Parent	9.6%
<b>Family Work Status</b>	All full time workers	46.4%
	One full time / one part time	31.7%
	One full time / one at home	13.7%
	No full time worker	8.2%
<b>Parent Education</b>	High school or less	15.7%
	Some college / Associate's degree	44.2%
	Bachelors or higher	40.1%

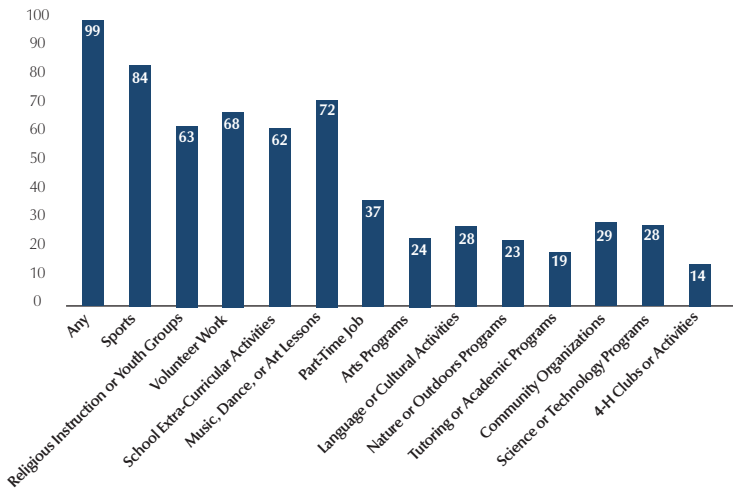
## Results from region 2: Northeast Minnesota

Over half of all youth participate in sports, music, art or dance lessons, volunteer activities, religious activities or youth groups, and school-based extra-curricular activities. Exploring interests is among the top two priorities for both parents and youth.

### Activity participation

Percent of youth participating in activities during the last school year.

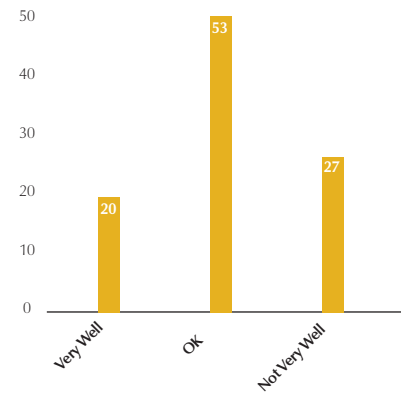
(Compare with the results from page 18 of the main report.)



### Satisfaction with resources

Percent of parents reporting how well their communities are doing in providing programs and activities for teenagers.

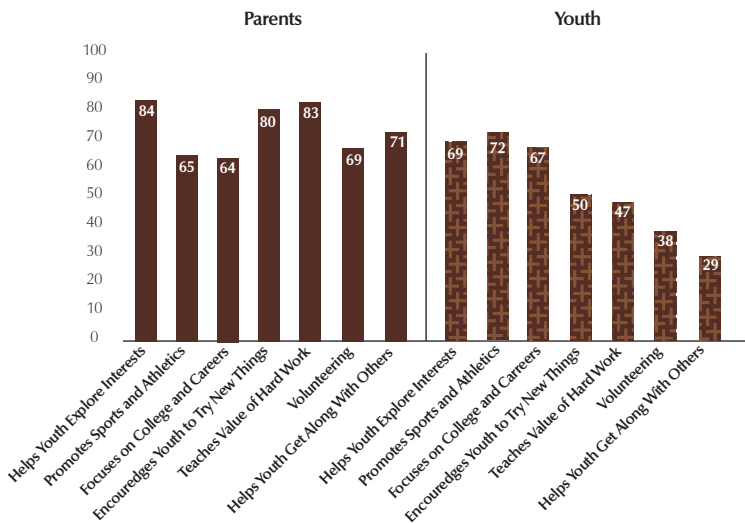
(Compare with the results from page 28 of the main report.)



### Desired programs

Percent of parents and youth reporting the types of programs they would be very interested in youth participating in.

(Compare with the results from page 34 of the main report.)



### Access to opportunities

Percent of parents reporting it was very or somewhat hard to find youth programs with any of the following attributes.

(Compare with the results from page 52 of the main report.)

