

Results from region 8: Twin Cities Metro

Region 8 includes the cities of Minneapolis and St Paul.

■ Highlights:

- Most youth participate in some type of organized activity at some point during the school year, with over three-quarters participating in athletics or sports activities.
- More youth in the metro area participate in tutoring or academic programs than in any other region.
- Very few parents believe their community is doing very well providing activities for teenagers. Parent satisfaction is lower in the metro area than in any other region of the state.

- Parents in metro area are more socially-minded than parents across the state, with the highest proportions of parents very interested in volunteer opportunities and helping youth work on social issues.
- Parents in the metro area report greater difficulty in finding programs than parents in any other region; they have the most difficulty finding affordable and high quality programs.

■ People surveyed:

Parents: 206

Youth: 144

| | | Unweighted % |
|-------------------------------|---------------------------|--------------|
| Child's Gender | Male | 55.4% |
| | Female | 44.6% |
| Community Type | Rural | 0% |
| | Small Town | 0% |
| | City in Greater Minnesota | 0% |
| | Suburban Metro | 0% |
| | Urban Metro | 100% |
| Family Economic Status | Less than \$25,000 | 25.3% |
| | \$25,000 to \$50,000 | 26.8% |
| | \$50,000 to \$75,000 | 16.5% |
| | \$75,000 to \$100,000 | 9.8% |
| | \$100,000 or more | 21.6% |
| Race/Ethnicity | White | 56.9% |
| | Non-white | 21.3% |
| | Immigrant | 21.8% |

| | | Unweighted % |
|---------------------------|-----------------------------------|--------------|
| Child's Grade | 7 | 18.8% |
| | 8 | 13.4% |
| | 9 | 15.8% |
| | 10 | 15.8% |
| | 11 | 17.8% |
| | 12 | 18.3% |
| Family Structure | Married or Cohabiting | 64.4% |
| | Single Parent | 35.6% |
| Family Work Status | All full time workers | 33.7% |
| | One full time / one part time | 22.1% |
| | One full time / one at home | 16.6% |
| | No full time worker | 27.6% |
| Parent Education | High school or less | 30.7% |
| | Some college / Associate's degree | 29.2% |
| | Bachelors or higher | 40.1% |

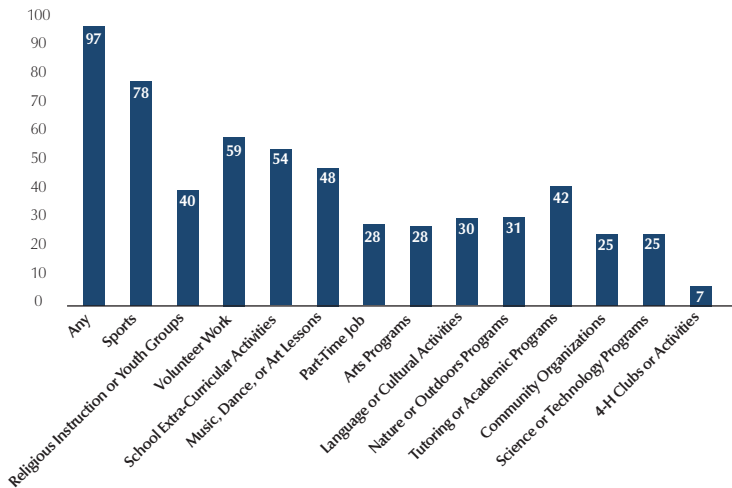
Results from region 8: Twin Cities Metro

Over half of all youth in the metro area participate in sports, volunteer activities, and school-based extra-curricular activities. Exploring interests is the top priority for both parents and youth in youth programs.

Activity participation

Percent of youth participating in activities during the last school year.

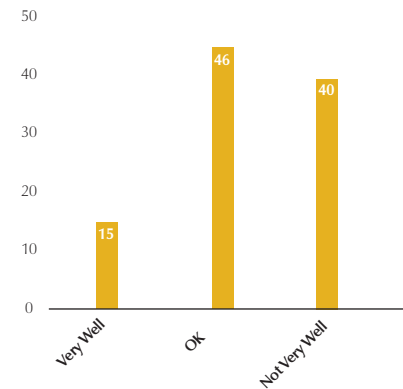
(Compare with the results from page 18 of the main report.)



Satisfaction with resources

Percent of parents reporting how well their communities are doing in providing programs and activities for teenagers.

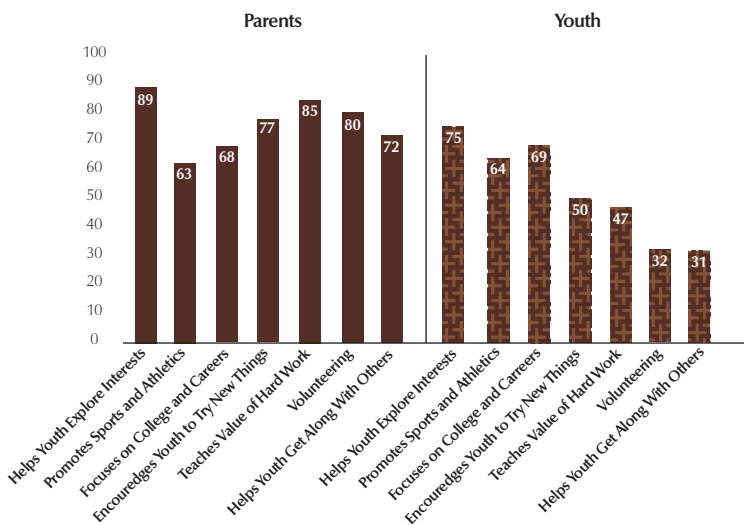
(Compare with the results from page 28 of the main report.)



Desired programs

Percent of parents and youth reporting the types of programs they would be very interested in youth participating in.

(Compare with the results from page 34 of the main report.)



Access to opportunities

Percent of parents reporting it was very or somewhat hard to find youth programs with any of the following attributes.

(Compare with the results from page 52 of the main report.)

