

Dakota County 4-H County Fair Premium Book



Your 4-H guidebook for preparing and registering
for your 4-H experience at the Dakota County Fair.



Dakota County Fair
August 10-16, 2009
4008 220th St. W., Farmington, MN 55024



SCHEDULE FOR ENTERING 4-H NON-LIVESTOCK EXHIBITS

Saturday, August 8 from 1 to 6 p.m.
At the 4-H Building on the
Dakota County Fairgrounds in Farmington

Judges break from 4-4:30 p.m.
No judging will take place during the judges break,

Each member is encouraged to accompany their exhibit to participate in this learning experience. All projects will be judged as the exhibitor brings the exhibit to the fair and oral comments will be given to the exhibitors by the judge.

4-H members who cannot accompany their exhibit to judging should provide a written paper, video, etc. that explains the project and answers anticipated questions a judge may ask. 4-H member should make arrangements for someone to drop off their exhibits and completed records at the 4-H Building during judging on Saturday, Aug. 8.

Members need to keep in mind that exhibits are judged 50% on the exhibit and 50% on the conference judging between the member and the judge. For more information contact 4-H Extension Staff.

Premiums for non-livestock exhibits are:
Blue \$3.25; Red \$2.75; White \$2.50; Participation \$2.50.

PROCESS FOR ENTERING 4-H NON-LIVESTOCK EXHIBITS

1. 4-H member brings completed records and exhibits to the 4-H Building on Non-livestock Judging day, Aug. 8 between 1-6 p.m.
2. 4-H member starts at Record Check table to have their 4-H project record verified.* After record is approved by record checker, 4-H member is given their 4-H exhibit cards for exhibits they have completed a record.
3. Member goes to each judging station (marked with project area signs) to be evaluated by judge.
4. Exhibit is conference judged and awarded a ribbon.
5. Exhibit is then put on display for the public to view during the week of county fair.
6. 4-H member must pick up exhibits on Sunday, August 16 from 7-8 p.m. in the 4-H Building.
7. If member is unable to pick-up exhibits on Sunday, August 16, please make arrangements with someone from your club or a family member to pick-up exhibits on August 16 between 7-8 p.m.
8. 4-H members earning premium checks will receive their check in the mail a couple weeks after county fair.

*4-H members may also bring their records to be checked on Monday, August 3 from 5-8 p.m. to 4-H Building Clean-up/Set-up night. Records will be verified and exhibit cards will be marked that records are complete. On Non-Livestock judging day member will pick-up their exhibit cards at a designated area (watch for signs) and then have projects judged.

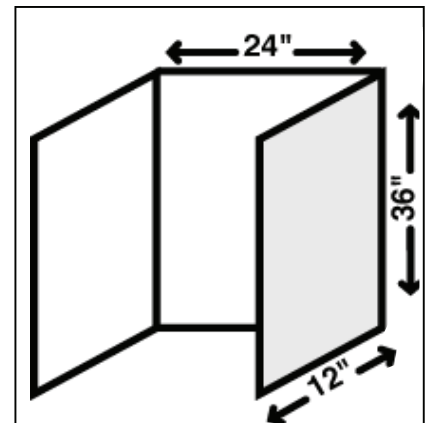
DIRECTIONS FOR SCIENCE DISPLAYS

For all exhibits labeled Science Display, Experiment or Teaching exhibit.

A "science why" exhibit is also fun to design and build...

When you plan your exhibit, be sure that:

1. The information is accurate and up-to-date. Use encyclopedias, physics, chemistry, general science, biology, health, home economics texts or credible information on the internet. Your project manual is also a good reference in most projects. Check your information with your teacher, leader or parents. Be sure to include a resource list (bibliography) on you display board.
2. The exhibit is complete. It should illustrate, a "science why". It could show or give evidence of the results of an experiment.
3. The exhibit has educational value. Information should be helpful, practical, and should give result in a better understanding of the subject.
4. The arrangement is neat, orderly, and is an easy-to-follow logical sequence. The exhibit should present a pleasing appearance because of its artistic qualities. 4-H members should use creativeness, ingenuity and originality when developing their exhibit.
5. Exhibit should consist of samples or models and posters or visuals explaining the principles to be brought out.
6. Exhibits should be made of items that will last the period of the Fair and still maintain their quality or by replacing perishable items during the Fair.
7. For all project areas where a display may be exhibited, the size may not be larger than 12" deep, 24" wide, 36" high. Poster exhibits may not exceed 22" wide x 28" high. Encourage members to develop and design a visual display, 3-dimensional exhibits.
8. Science exhibits should be prepared in self-sustaining display so they can be easily exhibited.
9. Check projects you are enrolled in to see if science exhibits are offered in your project.



4-H RULES AND REGULATIONS

1. For questions regarding the 4-H Division contact 4-H Staff at the Dakota County Extension Office, (651) 480-7702.
2. **As a Dakota County 4-H member, you have signed and agreed to abide by the Minnesota 4-H Code of Conduct. Please refer to the MN Code of Conduct at www.mn4h.org/policy for consequences to this policy.**
3. All non-livestock projects are divided by grade of exhibitors as of Sept. 1, 2008 as follows: Grades 3 to 5, Grades 6 to 8 and Grades 9+. Unless otherwise noted all livestock projects are divided by grade of exhibitors as of Sept. 1, 2008 as follows: Junior (Grades 3 to 8) and Senior (Grades 9 to 12.)
4. Unless otherwise noted, livestock exhibitors are allowed to make only one entry per class or division. Please see each species section for exceptions.
5. Members may exhibit or take part only in projects in which they are enrolled. All exhibits must be grown and/or made by the 4-H member and completed during the current 4-H year unless otherwise noted. Exhibits made at non-4-H events, workshops, classes including community ed, scrapbook store, etc. are eligible for exhibit as long as they are made by the 4-H member.
6. **Members wishing to exhibit must turn in all Fair Registration Forms to their adult leader prior to July 6.** Exhibiting in 4-H serves as only one means of evaluating a 4-H'er's accomplishments for the past year and over their 4-H career. There are other ways to evaluate progress of a 4-H'er in addition to exhibiting, therefore, exhibiting at the county fair should be put in its proper perspective by members, parents and leaders.
7. Records will be evaluated on Monday, Aug. 3 at 4-H Building Clean-up and Entry Day, Saturday, Aug. 8 for all Non-livestock projects. One project record needs to be completed for each specific project. Records are to include information for each exhibit being entered - i.e. if the member's project is Foods and their exhibits are Food Preparation, Food Preservation and Food Review, they are to include information on all three exhibits on their one Food project record. The minimum requirements for records at the fair are: project goals, financial records, and participation in project activities. Livestock records will be checked on 4-H Livestock Night, Aug. 6 from 5-8 p.m. No livestock records will be checked at the fair. Cloverbuds also need to complete a record and have it checked. Demonstrators must bring a record to their demonstration. **If you don't do your records, you will get participation only!**
8. Most exhibits will be placed in the blue, red and white ribbon group or be awarded a participation ribbon. Champion, Reserve Champion, and Award of Excellence ribbons will be awarded where competition merits it.
9. State trips will be selected from Champion, Reserve Champion, Award of Excellence and blue ribbon exhibits only. Although the judges' decisions will be used to determine state trips, it is ultimately 4-H Extension Staff's responsibility to establish state trip groups of 4-H'ers. The 4-H member earns the state trip opportunity not the exhibit. 4-H'ers earning a champion on an exhibit do not necessarily receive a state fair trip.
10. Short term members are members who joined 4-H after the April 1 deadline. A short term project is a project that a member registered for after April 1. Short term members and projects are eligible for blue, red and white ribbon placings and premiums. However, short term members and projects may not compete past a blue ribbon and are not eligible for Champion, Reserve Champion, Award of Excellence, Minnesota State Fair, 4-H State Horse Show, or the 4-H livestock auction.
11. No exhibits (including livestock) may be removed until 7 p.m. on Sunday, Aug. 16. Some livestock exhibits are released throughout the week. Check premium listing for details. **EXHIBITORS: Removing exhibits from project display area before the designated time will automatically mean loss of premium money on all the member's exhibits.**
12. Exhibits must be entered when indicated in the proper listing or on the schedule. For beef, dog, horse, dairy, swine, goat, sheep, rabbits, poultry, llama, Cloverbud pet show, cat and pet exhibitors, check the premium list for details as to time of entry and release.
13. State fair exhibit winners must have completed 6th grade. Where events include Intermediate/Senior divisions, grade/age guidelines are as follows: 1) Intermediate members have completed 6th-8th grade; 2) Senior members must have completed 9th grade and higher. Each exhibit at the state fair allows the 4-H'ers to attend and stay at the state fair. 4-H'ers need to recognize that there is a fee connected with winning a state fair trip. All 4-H'ers must accompany their exhibit to a state exception is for a handicapped youth who cannot attend the state fair because of accessibility.
14. The Fair Management and Extension Staff are not responsible for loss or damage of exhibits or person injury.
15. General supervision of the grounds and the exhibition is vested in the fair board directors who have charge of the police and see that order is maintained. Exhibitors will be held responsible for any damage or accident which may be caused by their entries.
16. Grievances must be submitted in writing, signed and turned in to the 4-H Office or 4-H Livestock Office on the fairgrounds within 24 hours of the incident. Grievance forms are available from both offices. A \$50 deposit must be submitted with grievance, and is refunded only if you win the appeal. Grievance forms can be found at <http://www.extension.umn.edu/county/Dakota/news/Grievance-Process.pdf>.
17. All exhibits will be evaluated by a conference with the judge. Exhibit judging criteria:

Exhibit quality	25%
Educational value.....	25%
Knowledge and ability to explain	50%
18. Decision of the judge is final and may not be appealed.

4-H STATE FAIR DUAL TRIP POLICY

A state fair aged 4-Her can exhibit both a livestock project AND a general project at the Minnesota State Fair, including staying over night.

Additionally, 4-Hers can utilize non-premium group activities such as judging teams, Arts In, and Share the Fun.

4-Hers pay only one program fee and receive only one \$6.00 premium.

A state fair aged 4-Her can exhibit one project during the MN State Fair and at the 4-H State Horse Show and the 4-H State Dog Show.

August 27 through Labor Day, Sept. 7, 2009
MINNESOTA STATE FAIR

4-H STATE TRIP SCHEDULE

Minnesota State Fair Encampment Schedule

4-H Livestock Encampment

Wednesday, August 26 through Sunday, August 30 ending at 3 p.m.

4-H Non-livestock, Arts In, Share the Fun, Demonstration Encampment

Thursday, September 3 beginning at 5 p.m. through Saturday, September 5
ending at 3 p.m.

Minnesota 4-H State Shoot

September 12 and 13, 2009

Anoka County

Minnesota 4-H State Horse Show

September 18 through 21, 2009

Minnesota State Fairgrounds

Minnesota 4-H State Dog Show

September 26 and 27, 2009

Minnesota State Fairgrounds

If you win the opportunity to attend a state event, you are required to attend an orientation meeting. Orientation meetings are held at the Dakota County Extension and Conservation Center in Farmington as follows:

- State Fair 4-H Livestock Encampment Meeting—Saturday, Aug. 15 at 3 p.m.
- State Fair 4-H Non-livestock Encampment Meeting—Sunday, Aug. 16 at 4 p.m.
- State 4-H Horse Show Meeting—Sunday, Aug. 16 at 4 p.m.
- State 4-H Dog Show Meeting—Sunday, Aug. 16 at 5 p.m.

4-H JUDGING AND EVENTS SCHEDULE

4-H BUILDING HOURS: Monday 4-10 p.m.; Tuesday-Saturday 10 a.m. to 10 p.m.; Sunday - 10 a.m. to 8 p.m. All exhibits released from 7 - 8 p.m on Sunday, August 16.

See 4-H Horse Division for horse events schedule.

MONDAY, AUGUST 3

5 - 8:30 p.m. 4-H Building Clean-up, Set-up, Decorating
5 - 8:30 p.m. 4-H Non-livestock Record Verification, 4-H Building

THURSDAY, AUGUST 6

5 - 8 p.m. 4-H Livestock Night - 4-H Livestock Interviews, Live stock Record verification, barn set-up

SATURDAY, AUGUST 8

1-5:45 p.m. 4-H Non-livestock, horseless horse, animal & vet science record verification, 4-H Building
1 - 6 p.m. 4-H Non-Livestock exhibit judging, 4-H Building
Horseless Horse, Animal and Veterinary Science judging in the 4-H Building
4-H Diner & Malt Stand open, 4-H Building
4 - 4:30 4-H Judges' Break (no judging taking place)
4 - 6 p.m. 4-H Small Engines Contest, 4-H Building

SUNDAY, AUGUST 9

9:30 a.m. 4-H Dog Show Set-up, open area across from Horse Barn
10:30 a.m. 4-H Dog Show Registration
11 a.m. 4-H Dog Show, including Cloverbuds with dogs
12 Noon 4-H Malt Stand by the barns opens
12 Noon 4-H Dairy, Beef Cow/Calf & Feeder Calf entries start
6:00 p.m. 4-H Beef Cow/Calf and Feeder Calf must be stalled
6 - 8 p.m. Feeder Calf weigh-in near Beef Tent
9:00 p.m. All 4-H Dairy must be stalled

MONDAY, AUGUST 10

2:00 p.m. 4-H Beef Cow/Calf Judging, Swine Barn Arena
3 - 6 p.m. 4-H Rabbits entered
4 - 10 p.m. 4-H Building open
7:00 p.m. 4-H Share the Fun, Performing Arts and Clowning Performance judging, 4-H Arts In Stage

TUESDAY, AUGUST 11

9:00 a.m. 4-H Rabbit Judging, Rabbit Barn
4-H Dairy Judging, Swine Barn Judging Arena
1- 6 p.m. 4-H Traditional Demonstrations, 4-H Building
2:00 p.m. 4-H Bird Calling Competition, 4-H Arts In Stage
4-H Cloverbud Pet Show Judging, 4-H Arts In Stage
3:00 p.m. 4-H Pet Show Judging followed by 4-H Cat Show Judging, 4-H Arts In Stage
7:00 p.m. 4-H Fashion Revue, 4-H Arts In Stage
8:00 p.m. 4-H Dairy Milking Cows (not heifers) released
4-H Beef Cow/Calf and Feeder Calf released. Must be out by 9:30 p.m.

WEDNESDAY, AUGUST 12

8 a.m. Swine Barn set-up
9:30 a.m. Junior Holstein Show, Cattle Barn Arena
12 - 9 p.m. 4-H Youth In Action Demonstrations, 4-H Building
1:00 p.m. 4-H Dairy released, must be out by 2:00 p.m.
2 - 4 p.m. All 4-H Swine entered and weighed, Swine Barn
4 - 8 p.m. 4-H Traditional Demonstrations, 4-H Building
5 - 7 p.m. 4-H Breeding Heifer and Market Beef entered, Beef Tent
5 - 7 p.m. 4-H Market Beef weigh-in, heifer ID verification, Beef Tent
2 - 3 p.m. 4-H Rabbits released
6 - 8 p.m. 4-H Poultry barn set-up, Poultry entered

THURSDAY, AUGUST 13

8:00 a.m. 4-H Swine Judging, Swine Barn Arena
10 a.m. 4-H Poultry Judging, Poultry Barn
10 a.m. - Noon 4-H Sheep entered, Sheep Barn
10 a.m. - Noon 4-H Goats entered, Sheep Barn
Noon - 1 p.m. 4-H Market Lamb and Goat weigh-in, Sheep Barn
2:00 p.m. 4-H Dairy Steer Judging, Swine Barn Arena
4 - 6 p.m. 4-H Horses released
6:30 p.m. 4-H Beef Breeding Heifer Judging, Swine Barn Arena
7:00 p.m. 4-H Arts In, 4-H Building, 4-H Arts In Stage area

FRIDAY, AUGUST 14

8:00 a.m. 4-H Beef Steer, Market Heifer judging, Swine Barn Arena
8:00 a.m. 4-H Goat Judging, Sheep Barn Arena
10:00 a.m. 4-H Lamb Lead followed by 4-H Sheep Show & Fleece Judging
Noon - 1 p.m. 4-H Lamas entered, Swine Barn
2:00 p.m. 4-H Cloverbud Demonstrations, 4-H Building
3:00 p.m. 4-H Lama Judging, Swine Barn
3:00 p.m. 4-H Livestock Auction sign-up deadline, 4-H Livestock Office in the Swine Barn
5:00 p.m. 4-H Rabbit Agility Judging, Sheep Barn Arena
5:00 p.m. Dorothy Neil Showmanship Contest (after sheep show), Swine Barn Arena
7:00 p.m. 4-H Arts In, 4-H Building, 4-H Arts In Stage area,

SATURDAY, AUGUST 15

8:30 a.m. 4-H Auction Buyers Breakfast, Extension Office
10:00 a.m. 4-H Livestock Auction, Sheep Barn
12:00 p.m. 4-H Shipping sign-up deadline, 4-H Livestock Office
1:00 p.m. 4-H Arts In, 4-H Building, 4-H Arts In Stage area
1:00 p.m. 4-H Make and Take, 4-H Stage
3:00 p.m. 4-H State Fair Livestock Meeting, Extension Bldg.
4:00 p.m. 4-H Arts In, 4-H Building, 4-H Arts In Stage area
7:00 p.m. 4-H Arts In, 4-H Building, 4-H Arts In Stage area
9 - 11 p.m. 4-H Dance, Swine Barn

SUNDAY, AUGUST 16

3:00 p.m. 4-H Arts In Matinee, 4-H Building, Stage Area
4:00 p.m. 4-H State Horse Show Meeting, Extension Building
4:00 p.m. 4-H State Fair Meeting for Demonstrations and General State Fair project exhibits, Extension Building
5:00 p.m. 4-H State Dog Show Meeting, Extension Building
7 - 8 p.m. All 4-H exhibits released
8:00 p.m. 4-H Beef Tent taken down
8:00 p.m. 4-H Building closed

MONDAY, AUGUST 17

9:00 a.m. All 4-H State paperwork due to the Extension Office

WEDNESDAY, AUGUST 19

6:00 p.m. 4-H Champion Awards Program, 6 p.m. social, 6:30 p.m. Awards program

7/21/2009

4-H LIVESTOCK AUCTION

IN THE SHEEP BARN

**SATURDAY, AUGUST 15
10:00 a.m.**

At the Sheep Barn Arena

Auction Committee:

Henry Fox, Jeff Hawkins, John Barber, Jeff Reed, Blake Otte, Mike and Eileen Devney, Mark Lager, Bill Minnehan, Ann Quigley

4-H members who wish to participate in the 4-H Livestock Auction are required to indicate their desire to put one animal in the auction when entering their first livestock exhibit at the County Fair. You must sign-up to be in the auction. If you have a champion, that does not guarantee you a spot on the auction—you MUST complete an auction sign-up form. Forms and directions are available at the 4-H Livestock Office. Sign up by 3:00 p.m. on Friday. The animals that win trips to the State Fair Market Show plus blue ribbon animals in each class may be included in the 4-H auction. Buyers bidding on animals will be paying PREMIUM only and the animal will remain the property of the 4-H member. Each member participating in the auction must meet state and county 4-H regulations. Only one entry per member is allowed in the auction.

Eligibility: Only blue ribbon market beef, sheep & swine that meet the rate of gain requirements (beef 1.8 lb/day, sheep .35 lb/day, swine 1.0 lb/day) along with blue ribbon market poultry, rabbit, and goats **MAY** be eligible. Market beef must have all temporary teeth in place.

NOTE: A maximum of 40 animals will be sold in the auction for any one species. If over 40 animals are eligible for the auction, the judge will determine an auction line-up.

NOTE: A blue ribbon does NOT guarantee a spot in the auction. A trip winner does NOT guarantee a spot in the auction.

NOTE: 4-H winners with more than one animal eligible for the auction indicate 1st, 2nd, 3rd, etc. choice of which animal they want to sell. Final decisions will be made by 4-H Extension Staff.

NOTE: The number of dairy beef that make up the 40 spots for market beef will be determined by the 4-H Educator, based on the ratio of dairy beef to market steers and heifers.

Weights for auction will be based on fair weights. The Auction Committee may reweigh any animal during the fair and use the new weight as the sale weight. Only beef, sheep and swine with a beginning weight as spelled out in No. 10 of Livestock Regulations will be eligible for the auction.

BUYERS INVITED TO BREAKFAST

Prospective buyers are invited to a breakfast at 8:30 a.m. at the **Dakota County Extension and Conservation Center on Saturday, August 15.** The breakfast is sponsored and served by the Dakota County 4-H Federation. Lend your support to the 4-H program. Members should invite prospective buyers from their area to the breakfast and auction.

If you know of a potential buyer for the 4-H Livestock Auction, please contact Ann Quigley at (651) 480-7758 with more information.

4-H Auction Buyers at 2008 Dakota County Fair

Thank you for your support!

1st National Bank Northfield
Ag Partners

AgStar Financial Services

Ames Construction

Anchor Bank West St. Paul

Anchor Bank St. Paul

Barry May

Bill Tix

Breitsprecher Livestock LLC

Bremer Bank

Castle Rock Agency

Castle Rock Bank

Central Livestock Association

Community Resource Bank – Northfield

Country Side Implement

Crop Revenue Consultants

Dakota County Fair

Dakota Electric Association

Dakota Stanton Mutual Insurance

Dan Duncomb – Pioneer Seeds

Farmers Mill & Elevator

Fluegel Elevator

Fox Video

Greg & Sandi Fox

Greg's Meat

Haas Livestock

Henry Fox

Hidden Greens Golf Course

Jeff & Roger Peine

Jim Weber

John Barber

Joe Meyers Seed

Kimmes-Bauer Irrigation

Louis Seed & Insurance

Malt-O-Meal

Mark & Ann May Family

Mark & Sonia Lager

Mike & Eileen Devney

Minnesota Ag Group – Hastings

Nicolai Repair

Northfield Tractor

O & S Cattle Company

Top Notch Properties

Peavey Grain

Premier Bank – Hastings

Randolph FFA Alumni

River Country Co-op

Sachs Empire Farms

Seneca Foods – Montgomery

SkyVu Farms

Southcross Auto

Square Deal Dairy

Steve & Keely Neil

Terry's Ace Hardware

Vermillion Bank

Vermillion Elevator

4-H Purple Ribbon Club Buyers at the 2008 Minnesota State Fair 4-H Livestock Auction

Thank you for your support!

Ag Partners Elevator	Donnelly Family Farm	Larson Diesel	S-Co Shorthorns
Anastasi & Associates	Drewry Club Lambs	Mark May Family Farm	Sears Portrait Studio
Anchor Bank	Drewry Communications	May's Calf Farm	Serverson Sheldon Dougherty &
Appraisal Consultants	Excel Air	Merit Electric	Molenda, P.a.
Avalanche Ski-Wear	Fidelity Building Service	Mike & Eileen Devney	Sexton Printing
B.L.M. Technologies	Gerlach Implement	Minnesota State Fair Conces-	Southcross Auto Service
Berwald Roofing	Gerry Insurance Center	sions	Stasny Food Market
Big Steer Meats	Glenbrook Lumber/ Mulcahy	Mohagen Hansen Architects	Swift Knowledge
Bigelow Family Farm	Drywall	New Art of Dentistry	T.S.G.
Bill Busher	Greg & Sandi Fox Farm	Northfield Tractor	Tom & Jill Yanz
Blake & Chicky Otte Farm	Haas Livestock	Northstar Financial	Total Repair
Bollum Family Shorthorns	Hagbergs Country Market	Northstar Freight Services	Valley GMAC
Bremer Bank	Hastings Vet Clinic	Pat Garafalo	Vermillion Bank
Commercial Club	Henry Fox	Pat Pariseau	Vermillion Elevator
Crop Revenue Consultants	Hoovestal Inc.	Paul Heers Family Farm	Waconia Farm Supplies
Dakota County 4-H Auction	Husnik Meats	Performance Office Papers	Washburn Photo
Dakota Electric Association	Jack Henry Inc.	Performance Draft Beer	Weatherly Trucking
Dakota Plumbing	Jeff Hawkins Family	Prior Lake Blacktopping	Welsh Companies
Deluxe Corporation	Jeff, Kathy & Ben Trop	River Country Co-op	Werner Implement
Diversified Real Estate Services	K.A. Kamish	Rosemount BP	Winthrop & Weinstein

2009 Dakota County 4-H Champion Plaque Donors

Thank you for your support!

4-Force 4-H club	Feely Elevator	Pahl's Market, Inc.
AgStar Financial Service	Fischer Sand & Aggregate LLP	Palma Feeds
Akin Hills Pet Hospital	Frances O. Smith, DVM	Paul Trapp Family
Amanda Kuhn	Frandrup's Backyard Designs Commercial	Pellicci Ace Hardware
Angell's Greenhosue	Embroidery	Performance Office Papers
Ann & Trevor Quigley	Georgine & Rich Robinson	Pilgrim Promotions
Apple Lake Animal Hospital	Golden Oaks Beef	Pioneer Hi-Bred International
Apple Seeds 4-H Club	Golden Ridge Stables, Inc.	Pleasant Hills Saddle Shop
Apple Valley Tire & Auto Service	Good Neighbors 4-H Club	Premier Bank
APT Resources	Greenvale Cloverites 4-H Club	Quarterback Club
Bachman's	Greg & Sandi Fox Family	Ray & Cindy Deutsch
Bernie & Cherie Frandrup Family	Hampton B & B 4-H Club	Rice County Steam & Gas Engine, Inc.
Big River Stables – Terry & Margaret Flower	Happy Explorers 4-H Club	Rio Gran Boarding, Training & Grooming
Bob Nordling – ABS Representative	Hastings Gift, Garden and Floral	River Country Cooperative
B's Pumping Service	Hover Construction Company	Robert J. Marthaler
Cannon Valley Sheep Producers	In Honor of DeeAnn Roberts, Member of	Schaffert Family – In Memory of Rebekah
Cedar Dodd 4-H Club	Rainbow Garden Club	Schaffert
Cheryl Pearson	In Memory of Bill May	Specialty Outfitters Ltd.
Children's Country Day School	In Memory of Bill Sachs	Square Deal Dairy
Christina & Mark Bigelow	In Memory of Cora & Elmer Schultz	Stephen & Rebecca Susag
Chub Lake Beavers 4-H Club	In Memory of Donald J. Siebenaler	Steve & Jeanne Marthaler Family
Daisyland Dairy Goats	In Memory of Gert Sauber	Steve Marthaler Family – In Memory of Jack
Dakota County Extension Study Group	In Memory of James & Mary R. Madden	& Midge Weinzettel
Dakota County Farm Bureau Federation	In Memory of Leo Siebenaler	Styles by Linda
Dakota County Gun Club	In Memory of Ruth Mueller, RM Ranch	Suburban Twins Rabbit club
Dakota County Soil	Jeff & Chris Wright Family	Switzer's Nursery & Landscaping Inc.
& Water Conservation District	Joe Harris	Tails Up Dog Training – Burnsville
Dakota Electric Association	Kaposia Kids 4-H Club	Terry's Ace Hardware
Dakota Ramblers 4-H Club	Kathy Johnson	The Russell Agrimison Family
Dakota Thunder 4-H club	Ken Davis Products, Inc.	The Sifferath Family
Dakota Wranglers 4-H Club	Klover Klub 4-H Club	Top Notchers 4-H club
Dakota-Stanton Mutual Insurance	Kohlhofer Agency, Inc.	Town & Country Vet Service
Dee Brothers	Landon Mechanical	Trophy House
Deplazes Family	Laveen Machine and Engineering	Udder Tech, Inc.
Donnelly Farms	Mac McGoon Studio, Inc.	Valley Bike & Ski
Douglas 4-H Club	Margie & Al Campbell	Vermillion Elevator
Drewry Family	Mark & Donna Bigelow Family	Vermillion Pump & Market
Ed's Trophies, Inc.	Meg Glattly	Von Hanson's Meats
Empire Rockets 4-H Club	Mike & Eileen Devney	Wagner Century Farm
Eric Dee & Jayne Hager Dee	Neal Black	Working Huskies 4-H Club
Farmers Mill & Elevator, Inc.	Neil Farms	Yarn Garage
Farmington Greenhouse	Nelson Honey	
Farmington Steak House	Northfield Lines, Inc.	

4-H LIVESTOCK REGULATIONS

LIVESTOCK REGULATIONS

1. The official fair veterinarian is to be used for all animals requiring veterinary attention. If you wish to have your own personal veterinarian tend to your animal, you must obtain permission from the fair veterinarian and 4-H Extension staff.
2. **HEALTH REQUIREMENTS:** All animals must be healthy to be exhibited. All livestock will be inspected by the Official Veterinarian on the opening date of the exhibition and daily during the exhibition. The Official Veterinarian will order the immediate removal of any livestock with symptoms of infectious or communicable diseases including livestock with warts, ringworm or sore mouth.
3. All certificates furnished to the official fair veterinarian must be less than 90 days old. Animals with warts or ring worm are not eligible to exhibit. For details on each class of livestock see **County Fair Health Regulations on the Dakota County Fair webpage.**
4. **Ownership of animals.** Animals exhibited must be owned and carried in a 4-H project by the member or owned jointly by agreement with parent or guardian, or brother/sister pair. Ownership cannot be with a breeder or farm outside of immediate family. 4-H dairy and goat animals may be leased if they are non-milking animals or previously leased as a calf, yearling or kid project by the same member. Breeding livestock, horses and dogs may be leased. The lease agreement must be on file at the Extension Office by 4:30 p.m. on May 15.
5. Exhibitors are responsible for the care and feeding of animals they exhibit the entire time the animal is at the fair. Exhibitors must bring his own equipment (fork, show and tie-up halter, pails, grooming equipment, feed, grain, hay, etc.) First bedding will be furnished. Conduct of livestock exhibitors and cleanliness of animals and buildings are part of exhibiting. 4-H'ers will be penalized if such rules are violated.
6. 4-H members are responsible for herdsmanship in their club's area.
7. All livestock exhibits will be grouped by clubs except poultry.
8. After livestock judging has been completed state fair trip winners will be selected by the judges based on state fair quotas from the blue ribbon classes for dairy, beef, sheep, swine, poultry, rabbits, dairy goats. Dogs will be selected for the State Dog Show. Horses will be selected for the State Horse Show by a point system.
9. Members accepting state fair trips with livestock may not refuse the trip for another livestock trip after they have confirmed with 4-H Extension staff.
10. All beef, sheep and swine exhibitors: in order to be eligible for the championship, auction, rate of gain contest and State Fair Market Shows, you must have beginning weights for their animals on file at the Extension Office by 4:30 p.m. on May 15. The weight classes will be determined after all weights have been taken. A 4-H'er can exhibit multiple animals in some species. If multiple animals are in the same weight class the exhibitor may show one animal in the next heavier weight class or the 4-H'er may select another Dakota County 4-H'er to show one of the animals and show both of them in the same weight class.
11. At County Fair verification and weigh-in, animals must be declared by a specific family member and cannot be switched to another sibling after weigh-in/verification.
12. Rate Of Gain - Market beef, sheep and swine will be eligible for the rate of gain program. Positive tag identification is mandatory to be eligible. To be eligible animals must have beginning weights. A group of exhibitors in each species will be selected as top producers based on average daily rate of gain. This group will receive a special ribbon and \$5.00 premium. To be eligible for County Auction, market beef must gain 1.8lb/day, market sheep .35 lb/day, market swine 1.0 lb/day. All discrepancies in weights or identification will disqualify the 4-H'er from the rate of gain program and the State Fair

13. Beef, sheep, swine, dairy, dairy goats, rabbits, dog, and horses must have positive identification on file at the Extension Office by May 15. All 4-H animals must have proper identification (ear tag, tattoo, ear notches, etc.) in place before arriving at the fair. 4-H Extension Staff must be notified with updated ear tag number, prior to the fair. If your animal does not have proper identification (no tattoo, tag, incorrect ear notches, etc.) the 4-H member may show the animal up to a blue ribbon, however will not be eligible for champions, state fair or the 4-H livestock auction.
14. Large classes may be split or small classes combined at the discretion of the judge.
15. As a safety measure, all animals must be dehorned (dairy, beef, goat).
16. The Extension Staff reserves the right to send any animal home that poses a safety risk to other exhibitors or to the general public.

SPECIAL AWARDS

MINNESOTA STATE HOLSTEIN ASSOCIATION

A Holstein award will be given for the 4-H Champion Purebred Holstein Calf.

DAKOTA COUNTY HOLSTEIN CLUB

A dairy show halter will be awarded to the winning 4-H Senior Holstein Showman.

SHOWMANSHIP

Top showman in beef, swine, dairy, sheep, horses, dogs, goats, poultry and rabbits will receive showmanship ribbons. The judge will designate candidates to compete for showmanship during the judging of the regular classes. The contest will follow the regular judging. The awards are provided by the Dakota County Agricultural Society.

IN MEMORY OF STEPHEN HUPF

Show halters donated to Dairy Showmanship winners.

21st CENTURY GENETICS

Plaque will be presented to the long time outstanding dairy member.

DOROTHY NEIL MEMORIAL SHOWMANSHIP AWARD

Presented to the top Senior Showman of beef, sheep, swine and dairy.

WALTER SWANSON MEMORIAL BEEF AWARD

Presented to a graduating outstanding senior and junior beef exhibitor.

KATIE FOX MEMORIAL AWARD

Presented to a graduating outstanding senior swine exhibitor.



4-H LIVESTOCK SHOW RING ETHICS

LIVESTOCK SHOW RING ETHICS

All 4-H livestock exhibitors will be required to sign the following **Dakota County 4-H Livestock Code of Ethics** when exhibitors turn in their records and before they enter animals at the county fair. By signing the code of ethics, you agree to abide by the those rules.

Livestock exhibitors and parents shall at all times conduct themselves with honesty and good sportsmanship. Their behavior in this competitive environment shall always reflect the highest standards of honor and dignity to promote the advancement of agricultural education. The following code of ethics applies to all livestock exhibitors and parents.

1. Misrepresentation of ownership, age, weight or any facts related to the animal is prohibited and will lead to immediate disqualification for one year from the date of the incident.
2. 4-H families must provide the necessary health certificates specified in the **Health Regulations**.
3. Animals shall be presented to show events where they will enter the food chain free of drugs. The act of entering an animal in a livestock show is the giving of consent to show management to obtain specimens of urine, blood, saliva or other substances to be used in testing (at the owners expense). Animal health care products that affect the animal's appearance or performance are prohibited. During the county fair, animal health care products may only be administered in accordance with federal and state laws, and with the consent of the official fair veterinarian.
4. Injection or external application of any foreign substance (drug, irritant, etc.) or surgical procedure which could affect the animals performance or alter its natural confirmation or appearance is prohibited, with the exception of normal grooming activities (clipping, trimming, etc.) Exceptions to this rule are: dairy exhibitors may treat mastitis, and surgical procedures performed by a licensed veterinarian for the sole purpose of protecting the health of the animal.
5. **Fluid administration:** The use of drenching, mechanical pumping devices, or other abnormal methods to administer water or other fluids into animals will not be permitted. Administration of fluids for treatment of dehydration, or other health concerns, may be done only after receiving permission from the fair veterinarian and Extension educator.
6. The use of handling practices such as: striking the animals to cause swelling, electrical contrivance, application of ice, and animal mistreatment is prohibited.
7. Direct criticism, interference, and abusive or threatening conduct toward judges, show management, and other exhibitors is prohibited. Judges, Extension Staff, volunteers and show officials shall be treated with courtesy and cooperation.
8. The act of entering an animal is the giving of consent by the responsible person to have disciplinary action taken by the ethics committee for violations of these rules.
9. **NOTE:** 4-H members who violate this code of ethics will forfeit state show trips, champion awards, livestock auction eligibility and premium money. If parents violate this code of ethics, it may result in the entire family forfeiting state show trips, champion awards, auction eligibility and premium money. The ethics committee (fair board members, Extension staff and 4-H leaders) will determine the disciplinary action to be taken. 4-H members, families or leaders who witness ethics and rules violations should report to the livestock educator and file a written grievance within 24 hours of the incident. Grievance forms are available from the Livestock Office and 4-H Building Office.

10. All 4-H Beef, Dairy, Goat, Poultry, Rabbit, Sheep, and Swine exhibitors who wish to be eligible for state fair **MUST be LQA&E certified before the county fair. The LQA&E certification is good for three years.**

DAKOTA COUNTY 4-H FITTING AND GROOMING POLICY FOR COUNTY FAIR

For state fair grade eligible 4-Hers (completed the 6th grade and above) who have exhibited in the specific project for three or more years

All grooming of livestock, including clipping and blocking for all species must be done by the exhibitor, members of the immediate family (parents, step-parents, legal guardians, brothers or sisters) or any other enrolled Minnesota 4-H member.

For Pre-state fair age 4-Hers (not yet completed the 6th grade) and 4-Hers that are State Fair eligible (completed 6th grade or above) and have exhibited in the specific specie for the first or second year.

These 4-Hers may receive fitting and grooming assistance from outside help – adults or youth – that do not fit the criteria for state fair grade eligible 4-Hers noted above. When outside assistance at the county fair is utilized, the 4-H exhibitor must be an active participant in the fitting and grooming process. During livestock identification and verification the 4-H member must record who will be giving them assistance.

Any 4-H exhibitor found in violation will be given one verbal warning by 4-H staff or an adult volunteer(s) appointed by staff. A second violation would result in non-eligibility for premiums and awards including State Fair trips and the county fair auction in the specie where the violation occurred.

NEW FOR 2009:

4-H Livestock Interviews/Skill-A-Thons Judging

ALL 4-H livestock interviews/skill-a-thon judging will take place on 4-H Livestock Night, Thursday, August 6 from 5-8 p.m. Premiums awarded on livestock interviews. **No make-up date for interviews/sill-a-thon.**

4-H Livestock Record Verification – Thursday, August 6

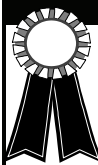
All 4-H members are required to have 4-H records checked to participate at the county fair. New this year **ALL LIVE-STOCK RECORDS** will be checked at 4-H Livestock Set-Up Night on Thursday, Aug. 6 from 5-8 p.m.

If you CANNOT attend on Aug. 6, you are to drop off your records at the Extension Office **BEFORE** Aug. 6, Attn: Ann Quigley.

RECORDS WILL NOT BE CHECKED AFTER THIS DATE!

4-H ANIMAL SCIENCE PROJECTS

DAIRY



ENTRY DAY

Sunday, August 9; Noon to 9 p.m.

4-H Dairy animals are released on Wednesday at 1 p.m. and must be removed by 2 p.m. Wednesday.

4-H Dairy Milking Cows may be released Tuesday at 8 p.m.

JUDGING: TUESDAY, AUGUST 11 at 9 a.m.

Animals will be shown by age, alternating colored breeds and Holstein. Registered classes before grade.

- ★ Premiums: Blue - \$7.25; Red - \$6.25; White - \$5.25
- ★ Advanced: Blue - \$8.25; Red - \$7.50; White - \$6.50

Age Classifications

Holsteins and Colored Breeds

- *SPRING JR. CALF: March 1 to May 31 of current year
- WINTER CALF: December 1, 2008 to February 28, 2009
- FALL CALF: September 1, 2008 to November 30, 2008
- SUMMER JR YRLG: June 1, 2008 to August 31, 2008
- SPRING JR YRLG: March 1, 2008 to May 31, 2008
- WINTER SR YRLG: December 1, 2007 to February 29, 2008
- FALL SR YRLG: September 1, 2007 to November 30, 2007

Holstein Cows

- COW, JR 2-YEAR-OLD: March 1, 2007 to August 31, 2007
- COW, SR 2-YEAR-OLD: September 1, 2006 to February 28, 2007
- COW, 3-YEAR-OLD: September 1, 2005 to August 31, 2006
- COW, 4-YEAR-OLD: September 1, 2004 to August 31, 2005
- COW, 5+ YEARS-OLD: born before September 1, 2004
- DRY COW, 2 YEARS & OLDER: born before September 1, 2006
- *DAUGHTER-DAM: Both animals must be entered as individuals.

Colored Breed Cows

- COW, 2-3 YEAR-OLDS: September 1, 2005 to August 31, 2007
- COW, 4+ YEARS-OLD: born before September 1, 2005
- DRY COW, 2 YEARS & OLDER: born before September 1, 2006
- *DAUGHTER-DAM
- * Classes not eligible for state fair.

HOLSTEIN CLASSES (One entry per class)

- B025002** Spring Junior Calf, Holstein grade
- B025001** Spring Junior Calf, Holstein purebred
- B001008** Winter Calf, Holstein grade
- B001007** Winter Calf, Holstein purebred
- B002008** Fall Calf, Holstein grade
- B002007** Fall Calf, Holstein purebred
- B003008** Summer Junior Yearling, Holstein grade
- B003007** Summer Junior Yearling, Holstein purebred
- B004008** Spring Junior Yearling, Holstein grade
- B004007** Spring Junior Yearling, Holstein purebred
- B005008** Winter Senior Yearling, Holstein grade
- B005007** Winter Senior Yearling, Holstein purebred
- B006008** Fall Senior Yearling, Holstein grade
- B006007** Fall Senior Yearling, Holstein purebred
- B007008** Junior 2-year-old, Holstein grade *
- B007007** Junior 2-year-old, Holstein purebred *
- B008008** Senior 2-year-old, Holstein grade *
- B008007** Senior 2-year-old, Holstein purebred *

*Dairy classes B007008, B007007, B008008 and B008007 may be combined if class size is too small.

- B009008** 3-year-old, Holstein grade
- B009007** 3-year-old, Holstein purebred
- B010008** 4-year-old, Holstein grade
- B010007** 4-year-old, Holstein purebred
- B011008** 5 years and older, Holstein grade
- B011007** 5 years and older, Holstein purebred
- B012008** 2 years and older, dry cow
- B026001** Daughter-Dam class

COLORED BREEDS CLASSES (One entry per class)

Grade & Purebred show together

	Guernsey	Jersey	Ayrshire	Brown Swiss	Milking Shorthorn
Spring Junior Calf	B001305	B001309	B001301	B001303	B001311
Winter Calf	B001005	B001009	B001001	B001003	B001011
Fall Calf	B002005	B002009	B002001	B002003	B002011
Summer Junior Yearling	B003005	B003009	B003001	B003003	B003011
Spring Junior Yearling	B004005	B004009	B004001	B004003	B004011
Winter Senior Yearling	B005005	B005009	B005001	B005003	B005011
Fall Senior Yearling	B006005	B006009	B006001	B006003	B006011
2 to 3 years old	B014006	B014008	B014002	B014004	B014010
Cow	B015006	B015008	B015002	B015004	B015010
Dry Cow	B012005	B012009	B012001	B012003	B012011
Daughter-Dam	B029005	B029009	B029001	B029003	B029011

Dairy Production and Dairy Genetics Index will be judged Champion, Reserve Champion and Participation and will receive a \$5 premium

B019001 Dairy Production*

This special class is open to all advanced dairy animals. In addition to the type class they will participate in this special class also.

B020001 Dairy Genetics Index*

This special class is for animals less than three years old that have not completed a 305 day lactation record. The animal must be sired by a bull with a published sire summary or by a young A.I. bull with a pedigree index. The PTA protein \$ of the sire plus the PTA protein \$ of the dam, divided by 2 will be used to determine ribbon placing.

* Dairy Product & Genetics forms will be mailed to all dairy families prior to the fair and should be turned in to the 4-H livestock office in the hog barn by **noon, Monday, Aug. 10.**

B027001 Junior Herd

Open to exhibitors who own and have exhibited 3 animals of the same breed. Pre-entry not required, but appreciated.

- ★ Junior Herd Premiums: 1st - \$20.00, 2nd - \$15.00, 3rd - \$10.00
- ★ All others whose animals are shown \$5.

Premiums presented by the Dakota County Holstein Club.

NOTE: 4 classes for crossbred dairy cattle

- B030013** X-bred Calf born Sept. 1, 2008 to Feb. 28, 2009
 - B031013** X-bred Yearling born Sept. 1, 2007 to Aug. 31, 2008
 - B032013** X-bred 2-Yr-Old born Sept. 1, 2006 to Aug. 31, 2007
 - B033013** X-bred Cow born before Sept. 1, 2006
- X-bred = < 87% (7/8) of one breed.

DAIRY MANAGEMENT INTERVIEWS - Thursday, Aug. 6, 5-8 p.m.

Please **PRE-REGISTER** with the codes listed on page 22.

See page 22 for more information on 4-H Livestock Night and Livestock Interviews.

DAIRY SHOWMANSHIP

- Jr - completed Grades 3 to 5, Inter completed Grades 6 to 8
- Sr - completed Grades 9+

The Champion Senior Dairy showman will compete for the Dorothy Neil award on Friday after the 4-H Sheep Show.

Money for milk from cows at the county fair will continue to go into a fund to support county 4-H dairy activities.

4-H ANIMAL SCIENCE PROJECTS

2008 Blue Ribbon Dairy Donors

Ag Partners
 All Creatures Veterinary Clinic
 Avent, Terry & Sharon
 Beskau Transport
 Jim & Betty Beskau
 Al & Beth Bester
 Castle Rock Bank
 Century Hills, Inc.
 Genex Cooperative, Shakopee
 Tom & Alice Handrich
 Crop Revenue Consultants
 Dakota County Farm Bureau
 Dakota County Holstein Club
 Dakota Electric Association
 Deaton Nutrition
 Ray and Cindy Deutsch
 Pat & Darlene Donnelly
 Fransden Bank & Trust, Dundas
 Wayne and Candace Hallcock
 Hastings Co-Op Creamery
 Hastings Vet Clinic
 Leifeld Holstein Farm

Minnesota Ag Group - Hastings, Inc.
 Minnesota Select Sires Co-Op, Inc.
 Molitor Brothers Farm
 Robert & Elizabeth Nelson
 Niebur Tractor & Equipment
 Bob & Lori Nordling
 Northland Farm Systems, Inc.
 Marlin & Madalyn Petersen
 River City Dairy -
 Wayne Kieffer Family
 River Country Cooperative
 Al and Sharon Schaffer
 Gene Schaffer Memorial
 George L. Schaffer
 Mike and RuthAnn Schroeder
 Sorg Farms
 Square Deal Dairy
 Vermillion Elevator, Inc.
 Weatherly Trucking
 Werner Implement
 Jon and Lisa Zweber



BEEF

ENTRY DAY

Cow/Calf Pairs and Feeder Calves:
 Sunday, Aug. 9, Noon - 6 p.m. in the Livestock Tent.
 Released Tuesday at 8 p.m.
 Feeder Calf weigh-in Sunday, Aug. 9 from 6:00 - 8:00 p.m.

Breeding Heifers and Market Beef
(including Market Steers, Market Heifers, and Dairy Steers):
 Entered Wednesday, Aug. 12 from 5:00 - 7:00 p.m.
 Released on Sunday at 7 p.m.
 Market beef weigh-in 5:00 - 7:00 p.m. Wednesday
 Breeding heifer ID verification - same time/place as steer weigh-in.

JUDGING

COW/CALF & FEEDER CALF: Monday at 2:00 p.m.
 DAIRY STEERS: Thursday at 2 p.m.
 BREEDING HEIFERS: Thursday at 6:30 p.m.
 BEEF STEERS & MARKET HEIFERS: Friday at 8 a.m.

★ Beef Premiums: Blue - \$7.25; Red - \$6.25; White - \$5.25
 ★ Cow/Calf: Blue - \$11.00; Red - \$9.00; White - \$7.00

You must present a copy of the registration certificate at weigh-in/verification to enter registered classes. All registered beef must have permanent tattoo to show in registered classes.

BREEDING BEEF HEIFER CLASSES

Two entries per class. Classes with three or less entries may be combined.

	Fall Calf	Summer Yearling	Junior Yearling	Senior Yearling
Black Angus	A001002	A001003	A001004	A001005
Hereford	A001022	A001023	A001024	A001025
Shorthorn	A001037	A001038	A001039	A001040
Simmental	A001047	A001048	A001049	A001050
Other Breeds*	A001052	A001053	A001054	A001055
Commercial	A001057	A001058	A001059	A001060

* Red Angus, Charolais, Gelbvieh, Limousin, Maine Anjou, and Appendix Shorthorn, Shorthorn Plus, South Devon will show in the Other Breeds class at the county fair.

COW/CALF AND FEEDER CALF CLASSES

Two entries per member. Exhibitor may enter two in same class.

- A002001 **Angus Cow/Calf**
- A002002 **Hereford Cow/Calf**
- A002003 **Shorthorn Cow/Calf**
- A002004 **Simmental Cow/Calf**
- A002005 **Other Breeds Cow/Calf**
- A002016 **Commercial Cow/Calf (2 & 3 year old cows)**
- A002026 **Commercial Cow/Calf (4+ year old cows)**
- A003301 **Breeding Heifer, Spring Calf (part of cow/calf pair)**
- A003001 **Feeder Calf, Prospect Market Heifer**
- A003002 **Feeder Calf, Prospect Market Steer**
- A003303 **Feeder Calf, Dairy (must be a steer)**

Age Classifications

SPRING CALF: born between Jan. 1 and April 30, 2009
 FALL CALF: born between Sept. 1 and Dec. 31, 2008
 SUMMER YEARLING: born between May 1 and Aug. 31, 2008
 JUNIOR YEARLING: born between Jan. 1 and April 30, 2008
 SENIOR YEARLING: born between Sept. 1 and Dec. 31, 2007
 COW/CALF: cow born before Sept. 1, 2007. Calves must be born on or after Jan. 1, 2009. Purebred cow/calf pairs must both be purebred.
 FEEDER CALF: born on or after Jan. 1, 2009. 4-H'ers may choose to exhibit the calf only as a feeder calf.



GOATS

ENTRY DAY

Thursday, Aug. 13; 12 noon to 2:00 p.m.
 Released Sunday at 7 p.m.

JUDGING: FRIDAY, AUGUST 14 at 8:00 a.m.

★ Premiums: Blue - \$6.00; Red - \$5.00; White - \$4.00

DAIRY GOAT CLASSES (One entry per class)
C001020 Junior Doe Kid, April 1 - June 30, 2009
C002020 Senior Doe Kid, January 1 - March 31, 2009
C003020 Dry Yearling Doe, born in 2008
C004020 Milking Yearling Doe, born in 2008
C005020 Milking 2-year-old Doe, born in 2007
C006020 Milking 3- or 4-year-old Doe, born in 2005 or 2006
C007020 Milking Doe, 5 years and older, born before 2004
C015020 Mother Daughter Goat, any age, both must be shown as individuals

MARKET GOAT CLASSES
C010001 Market Goat, born January 1- May 15 of current year
 Market goats—altered male or female, no bucks. Market goats that weigh at least 60 pounds and receive at least a blue ribbon are eligible for the 4-H auction. One goat per every 5 market goats on auction. **Members may exhibit two market goats.**
C010002 Jr Meat Breeding Doe (born April 1-May 15, 2009)
C010003 Sr Meat Breeding Doe (born Jan. 1-March 31, 2009)
C010004 Meat Dry Breeding Yearling (Born in 2008, never kidded)

C012001 Fiber Goat
 Dakota County 4-H would like to promote Fiber goats. These goats are not eligible for the state fair, champions or auction, but are encouraged to show at the Dakota County Fair.

GOAT MANAGEMENT INTERVIEWS - Thursday, Aug. 6, 5-8 p.m.
 Please **PRE-REGISTER** with the codes listed on page 22.

See page 22 for more information on 4-H Livestock Night and Livestock Interviews.

GOAT SHOWMANSHIP

Junior Showmanship: completed Grades 3 to 8
 Senior Showmanship: completed Grades 9+

4-H ANIMAL SCIENCE PROJECTS

MARKET BEEF SHOW

Beef Steers, Market Heifers and Dairy Steers must be born **January 1 - August 31, 2008**. All market beef must have all temporary teeth in place at the COUNTY FAIR. Rate of gain for 4-H Livestock Auction 1.8 lb/day.

MARKET BEEF CLASSES

4-H members may show up to **FOUR** market beef, but not more than two entries in any one of the three divisions (beef steers, dairy steers, and market heifers). *You must present a photocopy of the registration certificate at weigh-in to enter registered classes. All registered steers must have permanent tattoo to enter registered classes.

Steers of Beef Breeds (classes divided by weight)

A004001 (Angus), **A004002** (Hereford), and **A004003** (Shorthorn) will compete in the **British Class**.

A004004 (Appendix Shorthorn), **A004005** (Charolais), **A004006** (Limousin), **A004007** (Maine Anjou), and **A004008** (Simmental) will compete in the **Continental Class**.

A004009 (all other breeds and crossbreds) will compete in the **Crossbred Class**.

A004010 (Market Heifers) will compete as their own "breed" of beef steer. Market heifers will compete with beef steers for champion awards, auction spots, and state fair trips.

A005001 Steers of Dairy Breeds

Must be 100% one dairy breed. Ayrshire, Brown Swiss, Guernsey, Holstein and Jersey will be accepted without registration papers. Milking Shorthorn dairy steers must be registered in order to compete in the dairy steer division. Milking Shorthorn steers with an "S" suffix on their registration number, and non-registered Milking Shorthorn steers must be shown in the Beef Steer division.

All blue ribbon market animals must have weights over 900# for heifers and 1000# for steers to be considered for the auction.

Note: A blue ribbon does not guarantee a spot in the auction.

BEEF MANAGEMENT INTERVIEWS - Thursday, Aug. 6, 5-8 p.m.

Please **PRE-REGISTER** with the codes listed on page 22.

See page 22 for more information on 4-H Livestock Night and Livestock Interviews.

BEEF SHOWMANSHIP

Junior Showmanship: completed Grades 3 to 5
Intermediate Showmanship: completed Grades 6 to 8
Senior Showmanship: completed Grades 9+

There will be separate showmanship classes for (1) cow/calf, feeder calf, and dairy feeder calf on Monday, (2) dairy steer on Thursday, and (3) combined market heifer and beef steer on Friday. *The Champion Senior Beef Steer showman will compete for the Dorothy Neil award on Friday after the 4-H Sheep Show.*

A 4-H'er may exhibit up to a total of **6** hogs, but no more than two in any one class (including breeding gilts) and no more than 4 market hogs.

4-H swine exhibitors are responsible to make their own arrangements for shipping their hogs. If you want the Extension Staff to make transportation arrangements for your market hogs, **you must sign up in the 4-H livestock office by noon** on Saturday. Sign-up slips will be available after the 4-H swine show. Hogs shipped 5 p.m. on Sunday.

Swine must be ear tagged with a MN 4-H eartag AND ear notched in both ears using universal ear notch system. Metal tags are not acceptable.

4-H member must be present at weigh-in. Hogs and eartags must be clean before they get to the scale.

All registered swine must present a photocopy of registration certificate at weigh-in/verification to show in registered classes.

MARKET SWINE CLASSES

*G002001 Registered Purebred Market Barrow

G002010 Production Market Hog

*State Fair market hog trips will be selected from classes G002001 and G002010.

This class is open to all 4-H swine exhibitors. State Fair hogs must be born on or after Feb. 1. They must be weighed by May 15. For State Fair, hogs should weigh at least 210 lbs. at the county fair (they must weigh at least 220 lbs. at the state fair and not exceed 295 lbs). Rate of gain for swine is 1.0 lb/day.

**The county fair champion market hog may come from class G002001, G002010, or G030001.

Hogs from all three of these classes are eligible for the auction, provided they were properly weighed and identified by May 15, they weigh at least 210#, rate of gain of 1.0 lb/day and they received a blue ribbon. A blue ribbon does not guarantee a spot in the auction.

G030001 Market Gilt

Born on or after Feb. 1 of current year. Recommended minimum weight for State fair is 220 pounds; maximum for State Fair weigh is 300.

BREEDING GILT CLASSES

G001020 January Gilt—born in January of current year

G001021 February Gilt—born in February of current year

G001022 March Gilt—born in March of current year

G001023 Registered Gilt - must be at least four head to hold separate class. Must present copy of registration paper at ID verification time.

To be eligible for champion and/or state fair, breeding gilts must be identified by May 15. The exhibitor must have proof their gilt was born after Jan. 1, 2008.

SWINE KNOWLEDGE INTERVIEWS - Thursday, Aug. 6, 5-8 p.m.

Please **PRE-REGISTER** with the codes listed on page 22.

See page 22 for more information on 4-H Livestock Night and Livestock Interviews.

SWINE SHOWMANSHIP

Judged Thursday

Junior Showmanship: completed Grades 3 to 5
Intermediate Showmanship: completed Grades 6 to 8
Senior Showmanship: completed Grades 9+



SWINE


ENTRY DAY

Wednesday, August 12 from 2 to 4 p.m.

JUDGING

THURSDAY, AUGUST 13 at 8 a.m.

★ Premiums: Blue - \$6.00; Red - \$5.00; White - \$4.00



SHEEP

ENTRY DAY
 Thursday, Aug. 13, 10 a.m. - Noon
 Weigh-in and ID verification, Noon - 1 p.m.
 Released Sunday at 7 p.m.

JUDGING
 Friday, August 14 at 10 a.m. in Sheep Barn Arena
 4-H Lamb Lead followed by Sheep Show

★ Premiums: Blue - \$6.00; Red - \$5.00; White - \$4.00

Unique Wool/Hair Breed Class:
 Dakota County 4-H would like to promote Unique Wool/hair Breed sheep. Examples of these breeds may include Shetland, Katahdin, Barbado and St. Croix.

Judging: All sheep will be judged 40% on conformation and 60% on wool (for hand spinning quality).

Wool Presentation: Wool length is expected to be two (2) inches or longer; exception for lambs. Wool must be free of excessive vegetable matter, foreign matter, feces, paint, permanent stains, wool rot, breaks or tenderness and coting. These wool qualities will be penalized according to their severity.

Sheep Presentation: Sheep may be trimmed, tipped or fuzzed off, but not blocked. Bellies, heads, lower legs and the dock area may have wool of any length preferred by the exhibitor. Wool must not be trimmed or blocked to unequal lengths on the chest, back, shoulders, sides or britch area.

MARKET LAMB CLASS
4-H members may show a maximum of five market lambs but no more than 2 in any one class - black-face, white-face or speckled-face. Classes divided by weight for show.

MARKET LAMB CLASSES
F002001 Black-face Market Lamb
F002002 White-face Market Lamb
F002003 Speckled Face

In the market white face class, animals *cannot* have any black on head or legs. Additional market lambs can qualify for the white face class if they provide registration papers from one of the following breed associations: Cheviot, Columbia, Corredale, Dorset, Lincoln, Montedale, Polypay, Rambouillet, Southdown, Targhee, and Texel.

For state fair, lambs must weigh at least 100 lbs. at county fair weigh-in. White face class will show first. Lambs must weigh 105 by State Fair, with a max weight of 170. No minimum gain required for state fair. (Except for county fair auction.)

All market lambs will be weighed as they are entered. All blue ribbon market animals weighing 100 lbs. and over are eligible for the auction and must have a rate of gain of .35 lb/day. A blue ribbon does not guarantee a spot in the auction. Auction sign-up forms must be submitted to the Livestock Office by 3:00 p.m. on Friday. All market animals must be weighed by and identified by May 15 to be eligible for State Fair Market Show, Championship and 4-H Livestock Auction. The state fair line up will be determined after the Champion lamb is selected. Market lambs exhibited at the state fair must be closely shorn (approximately 1/4" or less) to be eligible for the market lamb class.

TRIO OF LAMBS
F006001 Trio of Lambs
 Must be owned by one 4-H member and individually weighed. This exhibit consists of market lambs from only the market classes, no breeding ewes. Emphasis will be on production of member's sheep enterprise based on interview by the judge.

SHEEP SHOWMANSHIP
 Junior Showmanship: completed Grades 3 to 5
 Intermediate Showmanship: completed Grades 6 to 8
 Senior Showmanship: completed Grades 9+

LAMB LEAD
F003001 Senior, grades 9+
F003002 Intermediate, grades 6-8
F003003 Junior, grades 3-5

Lamb Lead is open to all 4-H members. The exhibitor must wear a garment made of at least 70% wool. Judging is based on the quality and appearance of the garment, the appearance and behavior of the lamb, and the exhibitor's ability to answer questions about sheep. Premiums will be paid for Lamb Lead. (Lamb Lead Friday morning)

SHEEP MANAGEMENT INTERVIEWS - Thursday, Aug. 6, 5-8 p.m.
 Please **PRE-REGISTER** with the codes listed on page 22.

See page 22 for more information on 4-H Livestock Night and Livestock Interviews.

FLEECE

U001001 Wool Fleece
 4-H sheep exhibitors may enter a fleece in the Wool Class. Wool fleece must come from sheep representative of exhibitor's flock, bred and owned by exhibitor. Fleece must be no less than 3" in length, but no more than 13 month's growth. Fleece judged after the Sheep Show. All receiving blue ribbon may exhibit at the State Fair, no housing is provided.

BREEDING EWE CLASSES
One entry per class, except "other breeds" where you may enter two per breed, with a total of four breeding ewes/member.
Classes with three or less entries may be combined.

Ewe Lambs	Yearling Ewes
Born after Jan. 1, 2009	Born in 2008
F001129 ... White-face & Speckle-face, commercial	F001032
F001125 Black-face, commercial.....	F001028
F001121 Slick-Shorn Market-Type.....	F001024
F001101 Columbia	F001004
F001109 Hampshire	F001012
F001113 Suffolk	F001016
F001105 Dorset.....	F001008
F001117 Other Registered Breeds.....	F001124
F001038 Unique Wool Breed.....	F001039

NOTE:
 Speckle-face commercial ewes must show strong evidence of both white-face and black-face breeding.
 Registered sheep will show against Registered sheep.
 Commercial Crossbred (non-papared) sheep will show against Commercial Crossbred.



LAMA

ENTRY DAY

Friday, August 14, Noon - 1 p.m.,
Lamas released immediately following judging

JUDGING

Friday, August 14 at 3 p.m.

★ Premiums: Blue—\$6.00; Red—\$5.00; White—\$4.00

LAMA

L006001 Lama Two entries per member.

LAMA MANAGEMENT INTERVIEWS

Thursday, Aug. 6, 6-7 p.m. North Park on Fairgrounds


Please **PRE-REGISTER** with the codes listed on page 22.

See page 22 for more information on 4-H Livestock Night and Livestock Interviews.



4-H LIVESTOCK REMINDERS

- All 4-H livestock exhibitors and their families should help with set-up, take-down, and clean-up of their cages/pens/stalls/barns.
- You must sign-up to be in the 4-H Livestock Auction. If you have a champion, that does not guarantee you a spot on the auction—you **MUST** complete an auction sign-up form! Forms and directions are available in the 4-H Livestock Office at the south end of the swine barn. If your animal is in the auction you must be present for pictures and to help with loading and moving livestock. Swine auction pictures are taken on show day.
- Sign up for the auction by 3:00 p.m. on Friday
- 4-H Livestock shipping sign-up deadline - Saturday at Noon
- State Fair livestock meeting - Saturday at 3:00 p.m.
- State Horse Show meeting - Sunday at 4:00 p.m.
- State Dog Show meeting - Sunday at 5:00 p.m.
- Market livestock load out - Sunday early evening.
- All 4-H animals released - Sunday at 7:00 p.m.
- Ak-Sar-Ben paperwork due - Monday, Aug. 17 at 9 a.m.
- ALL State Fair paperwork due - Monday, Aug. 17 at 9 a.m.



4-H ANIMAL SCIENCE PROJECTS



4-H SADDLE HORSE

Entry Day & Judging

See 4-H Horse Schedule

- ★ Premiums: Blue - \$4.00; Red - \$3.00; White - \$2.50
- ★ Science Display: Blue - \$3.25; Red - \$2.75; White - \$2.50

Show Requirements:

- Must have attended three Horse PDC meetings
- Must have filed Horse ID form by May 15
- Must have completed Project Record & 1/2 level in Achievement Book
- Must have current negative Coggins test

Rules & Regulations:

1. **Fair Horse Show Registration:** 4-H members must turn in completed registration forms by July 6, 2009. Riders may drop classes up to and including the day of the show.
2. **Horse ID Forms:** All Horses MUST have a Horse ID and current Coggins filed in the extension office by May 15, 2009. Short-term 4-H member (joined 4-H or added the Horse project after April 1, 2009), new horses added or late ID forms will result in the 4-H member being ineligible for champion awards and the Minnesota 4-H State Horse Show trips.
3. **Rules & Regulations:** 4-Hers and their parents/guardians are responsible to read and understand the following:
 - 2009 Dakota County Fair Premium Book (Livestock regulations and 4-H Saddle Horse project rules)
 - 2008 Minnesota State Horse Show Rule Book at <http://www.mn4horse.com/04ref/pubs/Rulebook200811.pdf>
 - 2009 Dakota County Horse PDC 4-H Horse Rules & Requirements
4. **State Fair Trips:** State Fair Trips will be determined by the "High Four" Points System per horse/rider combination.
5. **Champion and Reserve Champion Awards:** The judge(s) will select champion and reserve champions.
6. **Show Schedule:** See below for show schedule. Classes will not start before designated times, however if delays occur classes may start later than posted. UPDATED schedules will be posted daily in the barn office.
7. **Volunteer Fee:** A \$100 deposit will be required of every family, refundable upon fulfilling the following requirements:
 - Completed volunteer duties*
 - Cleaned stall upon check-out
 - Horse stalled until designated check-out time
 - *Parents/Guardians of 4-Hers will be required to work 2 or 3 shifts during Sunday – Thursday when 4-H Horse PDC is responsible to manage the barn and arena events during the fair. Some jobs require Level III Screening through the U of M. Applications available by calling 651-480-7732.
8. **Knowledge Class:** Exhibitors must bring their Horse Project Record & Achievement Book and are encouraged to wear showmanship attire. 4-Hers are required to complete a ½ level in their Achievement Book each year. They must be signed by the Chair of the Horse Project Development Committee or committee representatives by 7/6/09.
9. **Levels:** Novice – Walk and Trot Only, Advance Novice – Walk, Trot and Lope, Junior Completed 6th – 8th grade, Senior Completed grades 9+ **Disciplines:** Performance (Dressage, English, Western) and Games.
 Rules Related to Levels and Discipline:
 - A 4-H member must ride at the same level for all classes within a discipline (Performance or Games).
 - A level can be selected based on rider's ability or horse's ability.
 - A 4-H member may bring two horses to the fair, however horse must be shown in different disciplines (Performance or Games).
10. **Training Horses:** See 2008 State Rules for requirements
11. **Stalling:** 4-Hers may stall their horse(s) during the fair. 4-H is responsible for barn/stall management Sunday-Thursday of the fair and needs to keep the barn full so that fair goers have a great fair experience. Stalling exceptions: 1) Medical exceptions may be granted on a haul in basis, but must be done three weeks in advance of fair and 2) Not enough stalls (limit 60 stalls per session). 4-Hers wishing to haul in/out must request so on the stalling form. There is no guarantee as to stalling availability. Stalls will be assigned based on registration receipt date. 4-Hers will have the following stall options: No stall fee charged.

- 1st Group: Check-in Sunday /Check-out Tuesday
- 2nd Group: Check-in Tuesday/Check-out Thursday
- 3rd Group: Check-in Sunday/Check-out Thursday

4-H HORSE SCHEDULE

SATURDAY, AUGUST 8 -----
1-6 p.m. All Non-Livestock Project Judging 4-H Building

SUNDAY, AUGUST 9 -----
5-7 p.m. Check in for Group 1 & 3 horses

MONDAY, AUGUST 10 ----- **WESTERN** -----
7-8 a.m. Check in for Group 1 & 3, plus Haul-In horses
8 a.m. Self-Determined, Horse Training Project Competition Achievement Level 6
9:30 a.m. Showmanship at Halter Classes – All Levels
Western Pleasure – All Levels
Western Horsemanship – All Levels
Break – LUNCH – One Hour
1 p.m. Egg & Spoon – All Levels
Trail Class All Levels

TUESDAY, AUGUST 11 ----- **ENGLISH** -----
7-8 a.m. Check in for Tuesday's Haul-in horses
8 a.m. Showmanship at Halter Classes – All Levels
English Pleasure – All Levels
English Equitation – All Levels
Egg & Spoon – All Levels
Break – LUNCH – One Hour
1 p.m. Championship Showmanship at Halter
2 p.m. Dressage – All Levels
4-5p.m. 1st Group Check-Out (Horse must be in Stall)
5-6 p.m. Stalls MUST be cleaned completely
6-8 p.m. 2nd Group Check-In begins

WEDNESDAY, AUGUST 12 -----
7-8 a.m. Check in Group 2, plus Haul-In Horses
8 a.m. Egg & Spoon
Barrels
Jumping Figure 8
10 a.m. Knowledge Classes begin – All Levels
Break – LUNCH – One Hour
2 p.m. Pole Weaving
Key Race

THURSDAY, AUGUST 13 -----
8 a.m. Barrels – Jr/Sr Round #2
Jumping Fig 8 – Jr/Sr Round #2
Pole Weaving – Jr/Sr Round #2
Key Race – Jr/Sr Round #2
Break – LUNCH – One Hour
2 p.m. Music & Motion – All Levels
4-5 p.m. For any 4-Her not stalling Fri, Sat. & Sun
2nd & 3rd Group Check-Out (Horse must be in Stall)
5-6 p.m. Stalls MUST be cleaned completely
7 p.m. 4-H Awards Presentation – Horse Arena

SUNDAY, AUGUST 16 -----
4 p.m. 4-H State Horse Show Meeting, Extension Building
5 p.m. Weekend Check-Out for all participants
Horses must be in stall & stalls cleaned completely!

6/1/2009

4-H ANIMAL SCIENCE PROJECTS

HORSEMANSHIP KNOWLEDGE CLASSES (select only one)

This class is used as a tie breaker in determining State Horse Show trips. Exhibitors are judged individually and need to sign up for a judging time in the horse barn office. Horse Project Records and Achievement Book must be brought with them. Western or English showmanship attire is recommended.

Y048 Knowledge, Novice	Y040 Knowledge, Junior
Y049 Knowledge, Adv. Novice	Y041 Knowledge, Senior

SHOWMANSHIP AT HALTER Classes

Exhibitors may enter one Western and one English Showmanship at Halter class.

Y050 Western Showmanship at Halter, Novice
Y051 Western Showmanship at Halter, Advanced Novice
Y070 Western Showmanship at Halter, Junior
Y071 Western Showmanship at Halter, Senior
Y086 English Showmanship at Halter, Novice
Y087 English Showmanship at Halter, Advanced Novice
Y088 English Showmanship at Halter, Junior
Y089 English Showmanship at Halter, Senior

Champion & Reserve Showmanship at Halter (*Non-Qualifying)

4-Her's placing 1st or 2nd in Junior/Senior Western or English Showmanship at Halter classes are eligible to compete in this class. (No Premium)

WESTERN PERFORMANCE

Exhibitors may enter only one Horsemanship and one Pleasure Class

Y052 Western Horsemanship, Novice
Y053 Western Horsemanship, Advanced Novice
Y074 Western Horsemanship, Junior
Y075 Western Horsemanship, Senior
Y054 Western Pleasure, Novice
Y055 Western Pleasure, Advanced Novice
Y077 Western Pleasure (Stock Type), Junior
Y078 Western Pleasure (Stock Type), Senior
Y079 Western Pleasure (Pleasure Type), Jr/Sr Combined

TRAIL CLASSES

Trail patterns are set by the judge and will be posted by 8 am day of show. For a complete list of trail obstacles, refer to the 2008 State Horse Show Rule Book. A basic walk/trot pattern with 4 obstacles will be used for all age levels. Additional obstacles will be added along with gate changes for advanced novice, junior and senior levels. Trail is judged as a performance class and can be shown in Western or English attire/equipment. This class can be applied towards either discipline (Pleasure or Games) and is included in state fair trip tabulations.

Y068 Trail, Novice	Y082 Trail, Junior
Y069 Trail, Advanced Novice	Y083 Trail, Senior

ENGLISH PERFORMANCE

Exhibitors may enter only one Equitation and one Pleasure Class.

Y058 English Equitation, Novice
Y059 English Equitation, Advanced Novice
Y094 English Equitation, Junior
Y095 English Equitation, Senior
Y117 English Pleasure, Novice
Y118 English Pleasure, Advanced Novice
Y096 English Pleasure (Stock Type), Junior
Y097 English Pleasure (Stock Type), Senior
Y100 English Pleasure (Pleasure Type), Jr/Sr Combined

EGG AND SPOON (*NQ)

Exhibitors can only show in one egg and spoon class (pleasure or game show).

These classes are not included in state fair trip tabulations.

Pleasure

Y056 Egg & Spoon, Novice	Y084 Egg & Spoon, Junior
Y057 Egg & Spoon, Adv. Novice	Y085 Egg & Spoon, Senior
Games	
Y125 Egg & Spoon, Novice	Y127 Egg & Spoon, Junior
Y126 Egg & Spoon, Adv. Novice	Y128 Egg & Spoon, Senior

GAMES

Novice riders must walk or trot patterns. They will be disqualified for loping. Patterns for games are available in the barn office. They are also in the Minnesota 4-H Horse Show Handbook. A knockdown of each pole, barrel or bar will be given a three second penalty and a disqualification will be given if the pattern is broken. There is a one second penalty for loss of helmet.

Note: Jr/Sr riders will be given the opportunity to run each game event twice. The best of the two times will be used toward high points tabulations. Exhibitor's must ride in Round #1 in order to be eligible to run in Round #2 (optional). Only one premium will be awarded per event.

Y060 Pole Weaving, Novice	Y109 Pole Weaving, Junior
Y061 Pole Weaving, Adv. Novice	Y110 Pole Weaving, Senior

Y062 Cloverleaf Barrels, Novice	Y107 Cloverleaf Barrels, Jr
Y063 Cloverleaf Barrels, Adv. Nov.	Y108 Cloverleaf Barrels, Sr

Y064 Key Race, Novice	Y111 Key Race, Junior
Y065 Key Race, Advanced Novice	Y112 Key Race, Sr

Y066 Jumping Figure 8, Novice	Y113 Jumping Figure 8, Jr
Y067 Jumping Figure 8, Adv. Nov.	Y114 Jumping Figure 8, Sr

DRESSAGE (may select two events) (*Non-Qualifying)

Novice classes are walk/trot only. For more information about test patterns, please refer to the United States Dressage Federation website www.usdf.org. Copies of each test will be available at the Extension Office as of June 15, 2009. Snaffle Bit required for all classes. Dressage or Western style clothing/equipment can be used. These classes are not included in state fair trip tabulations.

Y201 Intro Level A, Novice
Y203003 Intro Level B, Novice
Y202 Intro Level B, Advanced Novice
Y204003 Training Level Test 1, Advanced Novice
Y207003 Training Level Test 4, Advanced Novice
Y203004 Intro Level B, Junior
Y204004 Training Level Test 1, Junior
Y206003 Training Level Test 3, Junior
Y208003 1 st Level Percentage, Junior
Y203005 Intro Level B, Senior
Y204005 Training Level Test 1, Senior
Y206004 Training Level Test 3, Senior
Y207005 Training Level Test 4, Senior
Y208005 1 st Level Percentage, Senior

MUSIC AND MOTION CLASSES (*Non-Qualifying)

Exhibitors can ride in both an individual and pairs class. Exhibitors will be scored on the following: 70 points for completion of expected movements, 25 points for creativity of performance and 5 points for horses' behavior. 100 total points that can be earned. Guidelines available in the barn office. Music and Motion classes are NOT included in state fair trip tabulations.

Y042001 Individual, Novice	Y046001 Pairs, Open
Y043001 Individual, Advanced Novice	
Y044001 Individual, Junior	
Y045001 Individual, Senior	

TRAINING PROJECTS (may select two consequence steps)

The Training Project allows 4-H members to exhibit the animal they have been training themselves. **Once you have shown a horse at a step, you CANNOT show at that step again with that same horse. You must go on to the next step.** 4-Hers working on Step 6 (Advanced Horsemanship) may also exhibit at the State 4-H Horse Show with educator's approval. Achievement Book and Training Records must be brought to the judging session.

Y017001 Step 1	Y017004 Step 4
Y017002 Step 2	Y017005 Step 5
Y017003 Step 3	Y017006 Step 6

Y019101 Self-Determined Horse, Novice
Y019102 Self-Determined Horse, Advanced Novice
Y019104 Self-Determined Horse, Junior
Y019105 Self-Determined Horse, Senior

For 4-H members who wish to exhibit animals such as Mules, Draft Horses, Miniature Horses, Driving Horses, etc. Animals in this project will be housed either first or second group.

NON-LIVESTOCK PROJECTS (Judged Saturday, Aug. 8, 1-6pm)

Registration for these classes is included on the 4-H Horse show entry form.

Non-Livestock projects are judged Aug. 8 from 1-6 p.m. in the 4-H building.

L010010 Horse Science/Horse Related Educational Display
L010011 Horseless Horse

4-H ANIMAL SCIENCE PROJECTS

DOGS



JUDGING: Sunday, August 9

Registration begins at 10:30 a.m.

Judging begins at 11 a.m. in the park

Premiums: Blue - \$4.00; Red - \$3.25; White - \$3.00

Rules:

1. Minnesota state law requires all dogs to be vaccinated against rabies. You must have a current certificate as proof of vaccination on file at the Extension Office by May 15 to be eligible to show.
2. Dogs will be brought for the show and returned home on the same day. Multiple judges will be used. A judging schedule will be posted after registration is completed. If a conflict with other classes arises notify superintendent at check in time.
3. Dogs under three months of age cannot come to the fair. Dogs from 3 to 6 months of age must be shown in the Pet project.
4. Exhibitor showing the same dog as they received a blue ribbon with during the 2008 fair must advance a class this year.
5. Members who have not participated in the 4-H dog obedience training program are welcome to participate but must contact Ann at the Extension Office five (5) days before fair for requirements. Must have MN 4-H Dog Identification form with certificate of rabies vaccination on file by May 15 at the Extension Office.
6. Dogs in season may not be shown in Agility but may be shown in other classes at the discretion of the show committee. They must be kept away from the show area until called for.
7. A 4-H'er may show a total of two dogs, and may show in a maximum of two obedience classes, one 4-dog team, one brace, one showmanship, two agility/pre-agility and each of the fun classes.
8. Minnesota State 4-H Dog Show rules will be adhered to. For a copy of the Minnesota Dog Show rule book go to the MN 4-H Dog project website at <http://www.fourh.umn.edu/mndog/>. Dogs which are not under control will be excused from the show.
9. **Cloverbuds** with dogs over six months, show at the **Dog Show**, NOT at the Cloverbud Pet Show. **Cloverbud policy: an adult or older youth leader will be in control of the dog at all times**, with the Cloverbud standing nearby.

CLOVERBUD DOG CLASSES

Z005001 Grooming & Manners for Cloverbuds. Scoring is the same as for Class Z006001. Participation ribbon only.

Z005002 Cloverbud Costume

Z005003 Cloverbud Tricks - one trick required for Cloverbuds

DOG SCIENCE EXHIBIT - Educational Display

L010017 Dog Science Educational Display

Animal not required. See rules for Science Displays in 4-H Rules and Regulations in the 4-H Section. These exhibits will be judged Saturday, Aug. 8 from 1 to 6 p.m. in the 4-H Building. **There is a state fair trip for Dog Science Educational Display**

Do not bring a dog. Exhibits may include models, diagrams, photographs, or pictures. Exhibits should show or explain something the 4-H'er made, did or learned about dogs.

Premiums: Blue - \$3.25; Red - \$2.75; White - \$2.50

* Blue ribbon winners who have completed 4th grade in these classes may be eligible for the state dog show.

DOG OBEDIENCE CLASSES

Z006001 4-H Grooming & Manners

Class for pre-beginner handlers who have attended five or fewer classes and/or are not ready for Beginners Class "A". Exhibitors in this class are **not** eligible for the regional dog show.

*Z402001 Beginner Class "A"

4-H'er and dog have participated in six or more obedience classes. A 4-H'er is eligible for this class their first year in the project. A member advances from this class to the Graduate beginner class. A dog with more than one year of training is ineligible (this includes any training done as a Cloverbud member, or by another family member with this dog).

*Z402002 Beginner Class "B"

Limited to 4-H'ers having previous obedience training experience (including having participated in training classes as a Cloverbud member), or an inexperienced 4-H'er working with a dog with previous training. A 4-H'er may participate in this class only one year with the same dog. A dog with a leg toward its CD degree is ineligible.

*Z402003 Graduate Beginner

Dogs must not have had training beyond this level. You may stay in this class for a maximum of two years with the same dog. A dog having achieved one leg of its CD degree is ineligible.

*Z402004 Novice Class

4-H'er and dog have participated in two or more years of training. You may stay in this class for a maximum of two years. A dog with a CD is ineligible.

*Z402005 Graduate Novice

For 4-H'er and dogs having earned a blue in the novice class or wishing to enter due to previous training. A dog with one leg towards its CDX is ineligible.

*Z402006 Pre-Open

A 4-H'er may participate in this class until receiving a blue ribbon at the county show level.

*Z402007 Open Class

*Z402008 Graduate Open

*Z402009 Pre-Utility

*Z402010 Utility

*Z402011 Veterans

For dogs seven-years-of-age or older, or who have physical limitations and have been shown through the novice level previously. Judged by the Novice requirements. A dog in this class is ineligible for any other obedience class (4-dog team and brace excepted) and agility.

*Z402012 Brace

One person with two dogs attached together by a tandem chain on one leash. The class is judged by the Graduate Beginner's score sheet.

*Z402013 Four (4) Dog Team

Four people, each with one dog, make up a team. Handlers must work in harmony and do patterns in unison. Dogs are required to do the exercise from the graduate beginner class. The figure 8 and recall are done simultaneously.

(Refer to Dog Handbook for more information on classes)

SHOWMANSHIP CLASSES

Entries will be judged on the ability of the handler to present the dog to the best of their ability. Grooming, the dog's health, and the knowledge and appearance of the handler all contribute to this presentation. Open to both purebred and mixed breed dogs. No premiums paid for showmanship.

*Z403001 Junior Novice Showmanship

Completed grades 3 to 8 and have not won a blue ribbon in showmanship before.

*Z403002 Junior Open Showmanship

Completed grades 3 to 8 and have previously won a blue ribbon in showmanship.

*Z403003 Senior Novice Showmanship

Completed grades 9 and up and have not won a blue ribbon in showmanship class before.

*Z403004 Senior Open Showmanship

Completed grades 9 and up and have previously won a blue ribbon in a senior novice division.

4-H ANIMAL SCIENCE PROJECTS

AGILITY CLASSES

4-H'ers may enter only ONE agility OR pre-agility class per dog (not both). Refer to Dog Handbook for rules on entering Agility classes.

*Z001101 Pre-Agility A

For dogs who are enrolled in Beginner A or B obedience. Dogs will jump up to ten jumps and pause table for a time score, with faults added for knocked down poles, and other errors. Dogs must wear a plain buckle collar for this class, and will be shown on leash.

*Z001102 Pre-Agility B

For dogs in Graduate Beginner or higher obedience levels. Up to ten jumps and pause table will be performed. Dogs must wear a plain buckle collar, but will be shown off lead. Handlers who opt to show on lead will be eligible only for a participation ribbon.

*Z001001 Beginner Agility

Dogs in this class must have met the pre-requisites listed above. A-frame, open tunnel, closed tunnel, six jumps and pause table will be used. Dogs will be shown on leash wearing a flat collar.

*Z001004 Elementary Agility

For dogs who have run a round of five faults or less in competition in Beginner agility. The same requirements as for Beginners. Dogs will be shown off leash wearing a buckle collar.

*Z001007 Intermediate Agility

For dogs who have run a round of five faults or less in competition in Elementary agility. New obstacles at this level are the tire jump, dog walk, long jump and weave poles. Dogs in this class compete off leash. Collar is optional.

*Z001011 Senior Agility

For dogs who have run a round of five faults or less in Intermediate agility. A see saw is added to the requirements for Intermediate agility. Dogs in this class compete with no leash or collar.

*8Z001015 Advanced Agility

For dogs who have run a round of five faults or less in Senior agility. You must move to Advanced agility if you and your dog receive five faults or less in three different 4-H years in Senior agility. This level will feature a faster yards per second rate than senior level and more difficult challenges.

*Z001105 Agility Jumpers 1

For 4-H'ers enrolled in the Beginner or Elementary agility class levels. Only single jumps and tunnels are used. This course will feature mild angles of approach to all jumps. Handling challenges in this course will be slightly more difficult than in the Beginner/Elementary standard agility class. A dog with a leg toward a Novice jumpers agility title in any major agility organization is ineligible for this class level.

*Z001106 Agility Jumpers 2

To enter this class, you must have received 5 faults or less in Jumpers 1. Handlers may compete in this class until 3 blue ribbons have been won, then must advance to the next level. The tire, single jumps and tunnels will be used for this class. Jump approaches and handling challenges will be slightly more difficult than in Intermediate and Senior standard agility class. A dog that has completed a Novice jumpers agility title is ineligible for this class level.

*Z001107 Agility Jumpers 3

To enter this class, you must have received 5 faults or less in Jumpers 2. Double jumps, one-bar jumps, the tire, single jumps and tunnels will be used for this class. Pinwheels, serpentine, threadles and 270 degree jump approaches are all challenges you may face in this level.

RALLY

Z404001

Rally Level 1

For Beginner A and B obedience dogs. All on leash. Rally 1 is a pre-Novice level of Rally.

Z404002

Rally Level 2

For Graduate Beginner and Novice obedience dogs. On leash, and follows modified AKC Novice Rally rules.

Z404003

Rally Level 3

For Graduate Novice, Pre-Open and Open obedience dogs. This class is off leash, and follows AKC Advanced Rally rules.

Z404004

Rally Level 4

For Graduate Open, Pre-Utility and Utility obedience dogs.

Refer to your Dakota County 4-H Dog Handbook for class descriptions, course length and scoring on Rally.

JUST FOR FUN CLASSES

No premiums paid for Fun classes.

Z008001 Costumes

Members should be prepared to tell why they have chosen this costume for their dog. Costumes which relate to the history or original purpose of your breed are strongly encouraged.

Z008002 Tricks

A minimum of 3 tricks must be presented. Judged on the dog's response to commands, as well as the uniqueness of the trick.

Z008006 Fly Ball

Z008007 Other

A demonstration of any other area of dog sport/usefulness which could include therapy work, pulling or sledding, herding, hunting tests, tracking, lure coursing, frisbee competition, freestyle obedience, etc. Members must provide their own equipment/livestock (absolutely NO abuse of livestock will be tolerated!). Be sure to contact the Extension Office to notify us of what your demonstration will be about. Time limit of five minutes.

Dakota County 4-H offers Dog Obedience Training beginning the end of April of each year. Classes run every Monday through the Minnesota State 4-H Dog Show in September. For more information on the Dakota County 4-H Dog Project, call (651) 480-7755

4-H ANIMAL SCIENCE PROJECTS

PETS & CATS



CONFERENCE JUDGED: Tuesday, August 11
4-H Arts In Stage in the 4-H Building

PETS OTHER THAN CATS: 3:00 p.m.,
followed by CATS

★ Premiums: Blue - \$4.00; Red - \$3.25; White - \$3.00

Rules:

1. PET/CAT MUST BE DOMESTICATED. All animals must be confined or caged and still be in view to the public. Exhibitors must remain with their pets during the entire time. Pets and cats go home after judging.
2. Pets and cats are judged primarily on the 4-H member's knowledge of his animal's eating habits, care required, costs to keep, breeding habits of the particular species the pet represents and other information.
3. Educational display/poster required with exhibit and should be brought the day of judging and will remain on display until Sunday at 7 p.m. Educational display may include models, diagrams, photographs or pictures and explain pet care, health, nutritional needs, etc. and must include a photograph of 4-Her with their pet. See the 4-H Rules and Regulations in the 4-H section for more information on science displays.
4. Dogs brought as a pet must be three to six months of age at fair time. Dogs over six months must be shown in the Dog Show on Sunday, August 9.
5. A cat or dog may be shown in the pet judging or the cat or dog show, but not both.
6. A rabbit brought as a pet may not be shown in the rabbit project.
7. For the health and safety of your pet make sure all vaccinations are current.
8. **Cats, puppies, and ferrets must have rabies and distemper vaccinations. Bring proof of rabies vaccination.** All pets should be free of external parasites.
9. Puppies and kittens under three months of age **cannot** come to the fair. They are too young to have their rabies vaccination.
10. Exhibitors showing wildlife must present a state ownership permit at the show.
11. State fair trips for pets and cats are poster or educational display only. Do not bring live animals to State Fair

PETS OTHER THAN CATS (Live animal exhibited)

L003001 Senior, grades 9+

L003002 Intermediate, grades 6 to 8

L003003 Junior, grades 3 to 5

CATS (Live cat exhibited)

L001001 Senior, grades 9+

L001002 Intermediate, grades 6 to 8

L001003 Junior, grades 3 to 5

L010001 Cat & Pet Science Educational Display

Animal not required. See rules for Science Displays in 4-H Rules & Regulations in the 4-H section. JUDGING: Saturday, Aug. 8, 1-6 p.m., 4-H bldg. Two entries per member.

RABBITS & CAVIES



ENTRY DAY: Monday, August 10, 3 to 6 p.m.
Rabbit Skillathon, Monday between 3-6 p.m.
Rabbits will be released Wednesday at 3 p.m.

RABBIT JUDGING: Tuesday, August 11
9 a.m. in the Judging Arena of the Sheep Barn

RABBIT AGILITY JUDGING: Friday, Aug. 14 at 5 p.m.

★ Breed Class Premiums: Blue - \$4.00; Red - \$3.25; White - \$3.00

Rules:

1. Two entries per breed class, not to exceed 12 rabbits per member.
2. All rabbit exhibitors are to bring their own feed and containers for feed and water. No water bottles or J-feeders. Crocks only.
3. All rabbits must be tattooed prior to the fair. Tattoo equipment will not be available at the fair. **Rabbits must be ID'ed by May 15.**
4. All exhibitors are expected to show their own animals to the judge.
5. All exhibitors will participate in Showmanship and Skillathon.
6. All Rabbit families are expected to help with set-up on August 6 at 6:30 p.m. and tear-down on August 12 at 2 p.m.
7. Cleanliness of animals and in the building is a part of exhibiting. Each exhibitor is expected to assist in the Rabbit Barn during the days of the fair. Lack of cooperation on the part of the exhibitor may result in premiums being withheld.

RABBIT SKILL-A-THON

A fun and educational activity in which 4-Hers test their knowledge and skills regarding the rabbit project. All exhibitors are required to participate. Skillathon will be held Thursday, August 6 between 5-7 p.m. Premiums will be paid.

E009001 Junior, grade 3-5

E009002 Intermediate, grade 6-8

E009003 Seniors, grades 9+

RABBIT AGILITY

E013001 Rabbit Agility Judging

Sheep Barn arena at 5:00 p.m. on Friday.

1. One entry per member.
 2. Participant must have attended at least six County sponsored Agility training sessions in previous twelve months.
 3. A properly fitted, flat webbing, H-style harness and a 6-8 feet of lightweight leash are required.
 4. Cloverbuds are eligible and receive participation only.
- ★ Premiums: Blue - \$4.-00; Red - \$3.25; White - \$3.00

RABBIT COSTUME CLASS

Dress up your rabbit as a superhero, nursery rhyme character, or historical figure. You could also place your costumed rabbit in a beach setting, movie scene, or patriotic theme.

1. Judging will be based on originality, creativity, neatness and presentation by the 4-Her.
2. Backdrops are allowed but may be no larger than 12" deep, 24" wide and 36" tall and must be free standing.
3. Judging will be held during the judges lunch break at the Rabbit show on Tuesday.
4. Displays will remain on view through Wednesday at rabbit check-out (with a stuffed rabbit stand-in.)

★ Premiums: Blue: \$4.-00; Red - \$3.25; White - \$3.00

E010002 Cloverbud, grades K-2

E010003 Junior, grades 3-5

E010004 Intermediate, grades 6-8

E010005 Senior, grades 9+



RABBIT POSTER CONTEST

1. One entry per 4-H member.
2. Categories are promotional or educational.
3. Posters may not exceed 14' wide by 22' high and should be ready for hanging. Larger sized posters will not be judged.
4. Posters must be labeled on back with 4-Hers name, grade completed and "Dakota County"
5. Entries should be turned in at the Rabbit Barn during Rabbit check-in on Monday.
6. Next year's cover of the Show Catalog will be chosen from entries.
7. All posters are eligible to be exhibited at the State Fair (you need not be exhibiting at the State Fair to enter.) Posters will be transported to and from the State Fair by 4-H Staff.
8. Cannot use "copy written" materials, i.e. slogans, designs.

★ Premiums: Blue - \$4.-00; Red - \$3.25; White - \$3.00

- E010006 Cloverbud, grades K-2**
- E010007 Junior, grades 3-5**
- E010008 Intermediate, grade 6-8**
- E010009 Senior, grades 9+**

BREED CLASSES

SMALL BREEDS

Examples of small breeds are: Angora (French & English), Belgian Hare, Britannia Petite, Dutch, Dwarf Hotot, English Spot, Florida White, Harlequin, Havana, Himalayan, Lilac, Holland Lop, Mini Satin, Netherland Dwarf, Rex, Rhinelander, Sable, Silver, Silver Marten, Tan, Thrianta, Jersey Wooly.

	Sr Buck (over 6 months)	Sr Doe (over 6 months)	Jr Buck (under 6 months)	Jr Doe (under 6 months)
Dutch	E001001	E002001	E005001	E006001
Holland Lop	E001002	E002002	E005002	E006002
Netherland Dwarf	E001006	E002006	E005006	E006006
Mini Lop	E001004	E002004	E005004	E006004
Mini Rex	E001009	E002009	E005009	E006009
Florida Whites	E001013	E002013	E005013	E006013
Other Small Breeds	E001012	E002012	E005012	E006012

LARGE BREEDS

Examples of large breeds are: American, Beveren, Californian, Champagne D'Argent, Checkered Giant, Chinchilla, Cinnamon, Creme D'Argent, Flemish Giant, Hotot, English Lop, French Lop, New Zealand, Palomino, Satin, Silver Fox.

	New Zealand (over 6 months)	Satin (6-8 months)	Other Large Breeds (under 6 months)
Sr. Buck	E001007	E001010	E001011
Sr. Doe	E002007	E002010	E002011
Int. Buck	E003001	E003002	E003003
Int. Doe	E004001	E004002	E004003
Jr. Buck	E005007	E005010	E005011
Jr. Doe	E006007	E006010	E006011

MARKET RABBIT

- E007001 Single Fryer**
- E007002 Pen of Three Fryers**

Fryers should weigh three to five pounds and be under 70 days old.

STATE FAIR NOTE: A backup meat pen of three fryers, 3-5 lbs., and not over 70 days old, will be needed at the time of State Fair Show.

CAVIES CLASS (2 entries per exhibitor)

E011001 All breeds of Cavies (Guinea Pigs) may be entered in this class. Not eligible for state fair trip.

RABBITS SHOWMANSHIP

A showmanship contest will be held at the conclusion of the rabbit show. All exhibitors are expected to participate. No premium paid. Champion and Reserve Champion awarded.

- Junior Showmanship: completed Grades 3 to 5
- Intermediate Showmanship: completed Grades 6 to 8
- Senior Showmanship: completed Grades 9+

RABBITS FOR FUN

E010001 Any rabbit that does not meet breed standards can be entered in this class. One entry per 4-H member. Class will be divided into Novice (exhibitor 12 and under) and Advanced (exhibitor 13 year old and older). Any Novice exhibitor who placed first the previous year must go into the Advanced Class. Not eligible for state fair. Premiums paid.

What is 4-H Rabbit Agility?

Rabbit Agility was introduced to the Dakota County 4-H Program in January of 2006 as a way to expand the 4-H Livestock Project and offer a new challenge to our 4-H Rabbit Project Members. 4-H members learn how to: (1) choose a rabbit for agility, (2) proper care for an agility rabbit/bunny, (3) train rabbit on leash, and (4) basic equipment needs for the program. Nine 4-H members participated in Rabbit Agility in January of 2006. Today, the program has blossomed with over 40 participants. Rabbit Agility is an activity that can be attended by everyone in the county and attracts a diverse audience. 4-H Rabbit Agility participants start practicing in early Spring and workout until the Dakota County Fair in August. Rabbit Agility is a fun and challenging addition to our rabbit project members who may be interest in the traditional showing of rabbits or to those kids whose rabbits do not meet the breed standards. The agility team members and their rabbits do demonstrations at a variety of events throughout Dakota County performances at co fair, nursing homes, Minnesota State Fair, malls, libraries, the Minnesota Zoo to name a few. A great way to make new friends and have fun with your rabbit! For more information on joining Dakota County 4-H and participating in 4-H Rabbit Agility, call (651) 480-7755.



4-H ANIMAL SCIENCE PROJECTS

POULTRY



ENTRY DAY

Poultry barn set-up and birds entered,
Wednesday, Aug. 12 from 6-8 p.m.

RELEASED Sunday at 7 p.m.

JUDGING

Thursday, August 13 at 10 a.m. in the Sheep Barn
Show and Hobby judging will be followed immediately
by the rest of the poultry judging, beginning with Turkeys
Premiums: Blue - \$4.00; Red - \$3.25; White - \$3.00

Rules:

- All poultry families are expected to help with set-up and tear-down.
- All poultry must be this year's hatch, with the exception of some Show & Hobby classes.
- Poultry exhibitors showing waterfowl need to bring their own containers for feed and water.
- All poultry exhibits except geese, ducks and pigeons must be accompanied by a "statement of origin" indicating the fowl are Pullorum and Typhoid free. Verification can be made from the hatchery where they were purchased.
- Home raised chickens can be tested on entry day. Home raised turkeys must be tested prior to the fair.
- After champion pens are picked there will be a special class to pick the state fair trip representatives.
- Exhibits cannot be exhibited by another 4-H member unless permission is given by an Extension Educator.
- Cleanliness of animals and the building is a part of exhibiting. Each exhibitor is expected to assist in the poultry barn during the days of the fair. Lack of cooperation on the part of the exhibitor may result in premiums being withheld.** 4-H'ers may exhibit a maximum of two pens of ducks, two pens of geese and two pens of turkeys. Both pens may be in the same class (breeding or market) or the 4-H'er can exhibit one pen in each class.
- 4-Hers may exhibit a maximum of two pens per class/per exhibitor of chickens, but not more than two in any one class (breeding, market, egg production.)
- 4-Her may exhibit up to three pens of pigeons, but not more than two in any one class (Utility, Fancy, Flying.)
- Maximum of eight total pens per member, of combinations listed above.
- Judge will use The American Standard of Perfection as a guide for all Poultry.
- All 4-Hers receiving champion, reserve champion and awards of excellence need to stay for the state fair line-up at the end of the show.**

POULTRY PHOTOGRAPHY, POSTER & SCIENCE CLASSES

Posters and photos can be exhibited at the state fair; however, transportation to and from the state fair is the responsibility of the 4-H member. You need not be enrolled in the poultry project to enter these classes. **You can not exhibit the same photo in both the poultry photography class and another photography class.**

*L010015 Poultry Photography, Junior, grades 3 to 8

*L010016 Poultry Photography, Senior, grades 9+

*A 5x7 photo of poultry taken during the current 4-H year, protected with a plastic sleeve. Bring with to your Poultry Management Interview to be judged.

POULTRY CLASSES

- D001004 Turkeys, Market** pen of two females or two males
D002004 Turkeys, Market pen of two females and one male
D001002 Ducks, Market pen of two females or two males
D002002 Ducks, Breeding pen of 1 male & 2 females, large ducks
D003002 Ducks, Breeding pen of 1 male & 2 females, bantams
D001003 Geese, Market pen of two males or two females
D002003 Geese, Breeding pen of two females and one male
D001001 Chickens, Market pen of two cockerels or two pullets
D002001 Chickens, Breeding pen of 1 male & 2 females, large fowl
D003001 Chickens, Breeding pen of 1 male & 2 females, bantams
D004001 Chickens, Egg Production pen of two pullets
D005001 Pigeons, Utility pair of one male and one female
D005002 Pigeons, Fancy pair of one male and one female
D005003 Pigeons, Flying pair of one male and one female
D005004 Pigeons, Utility, 1 young bird, this years band
D005005 Pigeons, Fancy, 1 young bird, this years band
D005006 Pigeons, Flying, 1 young bird, this years band

Age Classification

- Breeding poultry & waterfowl** born Jan. 1, 2009 or after
Egg production chickens born March 1, 2009 or after
Market chickens born March 1, 2009 or after
 should be 8-10 weeks old at fair
Domestic turkey & market waterfowl born March 1, 2009 or after
Pigeons, breeding pairs must have previous year's seamless band on or older on
Pigeons—young birds must have **current** year's seamless band on
Guinea-pearl, white or lavender born Jan. 1, 2009 or after

Pigeon breeding pairs must be at least one year old. Breeding pairs must be purebred, and of the same breed. You can't exhibit the same birds two years in a row. Pigeons must be banded. Health papers are not required. Pigeons will be judged according to the Pigeon Standard Book.

- * 50% = breed characteristics
- * 25% = conditioning (cleanliness)
- * 25% = showmanship

For more information on pigeons, contact the Extension Office.

SHOW AND HOBBY CLASSES. (2 entries per exhibitor)

Not eligible for the state fair.

- D008001 Barnyard Chickens** (non-purebred birds), one male and one female, any age.
D009001 Guineas, one male and one female, this year's hatch.
D009002 Guineas, one male and one female, over one year of age.
D010001 Pheasant, Quail and Other Wild Game Birds, one male and one female, this year's hatch.
D010002 Pheasant, Quail and Other Wild Game Birds, one male and one female, over one year of age.
D011001 Wild and Exotic Waterfowl, one male and one female, this year's hatch.
D011002 Wild Exotic Waterfowl, one male and one female, over one year of age.


ADVANCED PEN CLASS (1 entry per exhibitor)

- D012001** A minimum of two birds (1 male & 1 female) of any type of poultry that has been owned for more than one year.

POULTRY MANAGEMENT INTERVIEWS

Please pre-register using codes on page 22. Premiums paid on interview classes.


4-H ANIMAL SCIENCE PROJECTS



VETERINARY SCIENCE

JUDGING: Saturday, August 8
1 to 6 p.m. in the 4-H Building

★ Premiums: Blue - \$3.25; Red - \$2.75; White - \$2.50



LIVESTOCK DEMONSTRATION

JUDGING: Scheduled throughout fair week

★ Premiums: Blue - \$8.50; Red - \$6.50; White - \$5.50

RULES:

1. Veterinary Science Display: See dimensions and rules for education displays in the 4-H Rules and Regulation in the 4-H Section.
2. Exhibit may include models, diagrams and/or articles. Exhibit should show or explain something the 4-H'er has made, done or learned.

Basis for Judging:

General appearance (neatness & creativity).....	25%
Workmanship & Techniques (materials & organization).....	25%
Member's knowledge and ability to explain (learning).....	50%
★ Total 100%	

VETERINARY SCIENCE

L005003 Veterinary Science, grades 3 to 5

L005002 Veterinary Science, grades 6 to 8

L005001 Veterinary Science, grades 9+


Veterinary Science Display or Experiment examples include:

- ◆ Your animal's temperature and pulse over a period of time, under different kinds of stress;
- ◆ what you feed your animal, listing vitamins, minerals and other nutrients;
- ◆ collection of poisonous plants in your area, what effect they have and how to get rid of them;
- ◆ model of a farrowing house, livestock building, dog run or poultry house;
- ◆ diseases of animals, ringworm, heartworm, displaced abomasums, hip dysphasia,
- ◆ or any other ideas the member develops on his/her own.

L004003– Livestock Demonstration

Each county is allowed one additional State Fair Livestock Trip for a Livestock Demonstration exhibitor. Member must demonstrate at the county fair and demonstration must include live animal. To register, complete a 4-H Demonstration Registration form and return it by July 6. Member must demonstrate on livestock weekend (Aug. 26-30) and can also participate in all other specie activities (show, interview, showmanship, etc.) 4-H Livestock Demonstrator who advances to the state fair and presents their demonstration at the state fair will receive a \$30 premium from the Minnesota Livestock Breeders.

Contact Ann at the Extension Office for more details at (651) 480-7758.




LIVESTOCK INTERVIEWS & SKILL-A-THONS

JUDGING: Thursday, August 6
5 to 8 p.m.

★ Premiums awarded

Please PRE-REGISTER with the codes below for Livestock Interviews/Skill-A-Thon participation.

ALL 4-H livestock interviews/skill-a-thons will take place on 4-H Livestock Night, Thursday, August 6 from 5-8 p.m. Emphasis will be based on the 4-H'ers knowledge of their livestock projects and the industry. There will be separate divisions by age groups. No make-up date for interviews.



LIVESTOCK EDUCATIONAL DISPLAY

JUDGING: Saturday, August 8
1 to 6 p.m. in the 4-H Building

★ Premiums: Blue - \$3.25; Red - \$2.75; White - \$2.50

Animal not required. See rules for Science Displays in 4-H Rules and Regulations in the 4-H section. These exhibits will be judged Saturday, Aug. 8 from 1 to 6 p.m. in the 4-H Building.

- L010001 Cats & Pets Science Educational Display**
- L010002 Beef Education Display**
- L010003 Dairy Educational Display**
- L010005 Goats Educational Display**
- L010006 Poultry Educational Display**
- L010007 Rabbit Educational Display**
- L010008 Sheep Educational Display**
- L010009 Swine Educational Display**
- L010017 Dog Educational Display**

Animal Science Exhibit champion awarded.

Beef

A007001 Junior, grades 3-8 A007002 Senior, grades 9+

Dairy

B050001 Junior, grades 3-5 B050003 Intermediate, grades 6-8
B050002 Senior, grades 9+

Goat

C013001 Junior, grades 3-8 C013002 Senior, grades 9+

Lama

D016001 Junior, grades 3-8 D016002 Senior, grades 9+

Poultry

D016001 Junior, grades 3-8 D016002 Senior, grades 9+

Rabbit

E009001 Junior, grades 3-8 E009002 Intermediate, grades 6-8
E009003 Senior, grades 9+


Sheep

F007002 Junior, grades 3-8 F007001 Seniors, grades 9+

Swine

G005001 Junior, grades 3-8 G005002 Senior, grades 9+

4-H PLANT AND SOIL SCIENCE PROJECTS



PLANT & SOIL SCIENCE

JUDGING: Saturday, August 8
1 to 6 p.m. in the 4-H Building

★ Premiums: Blue - \$3.25; Red - \$2.75; White - \$2.50

ALL EXHIBITS IN THIS SECTION MUST BE HOMEGROWN

PLANTS AND SOILS

R006003 Grades 3 to 5

R006002 Grades 6 to 8

R006001 Grades 9+

Exhibit samples include, but are not limited to:

◆ Exhibit of ten different kinds of seeds, leaves, roots and flowers of crops grown on your farm or in your community; ◆ a collection of different kinds of seeds, leaves, roots or flowers in the following groups: Legumes, Weeds or Grasses. May contain specimens from one or all of the above groups; ◆ a science exhibit with a theme of: plant reproduction, soil, plant growth factors, plant characteristics, growing and using plants, plant growth and food production.

CROP SCIENCE

CORN

R001003 Grades 3 to 5

R001002 Grades 6 to 8

R001001 Grades 9+

SMALL GRAIN AND LEGUMES

R008003 Grades 3 to 5

R008002 Grades 6 to 8

R008001 Grades 9+

◆ Exhibit samples include, but are not limited to: oats, wheat and barley.

SOYBEANS

R555003 Grades 3 to 5

R555002 Grades 6 to 8

R555001 Grades 9+

◆ Exhibits in corn, small grain and legumes, soybeans and potatoes must include a 3" x 5" index card listing variety, name of exhibitor, and club. Exhibit must consist of a clear 2-quart or 2 clear one quart jar samples of any crop including any variety of shelled corn, soybeans, or small grains. No ear corn. Crops must be grown on your farm in the previous or current growing season. (1 entry per class per exhibitor)

CROP SCIENCE EDUCATIONAL DISPLAY

R015003 Grades 3 to 5

R015002 Grades 6 to 8

R015001 Grades 9+

Exhibit samples include, but are not limited to:

◆ Educational display illustrating plant reproduction, soils, plant growth factors, plant characteristics, growing and using plants, plant growth and food production, ◆ examples of a plant disease, and the life cycle of that disease explaining causes and control.

FRUIT

R003003 Grades 3 to 5 **R003003 Grades 3 to 5** (second exhibit)

R003002 Grades 6 to 8 **R003002 Grades 6 to 8** (second exhibit)

R003001 Grades 9+ **R003001 Grades 9+** (second exhibit)

◆ Include a 3" x 5" index card listing the variety of fruit, name, club and county of exhibitor.

Exhibit samples include, but are not limited to:

◆ One pint strawberries, raspberries, currants or gooseberries; ◆ one bunch of grapes ◆ six fruits (large or small) grown from home fruit planting; ◆ a science display, such as freezing and canning techniques, a display to illustrate proper pruning of fruit trees and explaining the process, illustrate the many uses of fruit (fresh, jams, juices, cooking, baking, salads and recipes); illustrate use of fruit as natural dyes.

VEGETABLE GARDENING

R009003 Grades 3 to 5

R009002 Grades 6 to 8

R009001 Grades 9+

Exhibit samples include, but are not limited to:

◆ A collection of three different kinds of vegetables, choosing any combination of the following: one large vegetable (cabbage, squash, melon, pumpkin, cauliflower, Swiss chard, etc.) and/or three medium size vegetables (tomatoes, onions, peppers, cucumbers, kohlrabi, carrots, beets, turnips, etc.) and/or six small size vegetables (snap beans, green beans, peas, lima beans, etc.). Potatoes may not be included. Exhibit to include a 3" x 5" index card listing proper variety names of vegetables, exhibitor name, grade, and club. ◆ Display showing three varieties of the same vegetable. ◆ Educational display showing some aspect of vegetable gardening (e.g. the differences in development between thinned vs. unthinned vegetables.)

State Fair Guideline:

To be considered for State Fair, vegetable exhibits must include six varieties.

◆ A collection of three or more different vegetables, choosing any combination of the following: one specimen large vegetable (cabbage, squash, melon, pumpkin, cauliflower, swiss chard, etc.), three specimens medium vegetables (tomatoes, onions, peppers, cucumbers, kohlrabi, carrots, beets, turnips), and/or 12 specimens small vegetables (snap beans, green beans, peas, lima beans). Potatoes and cherry tomatoes may not be included. Include the 3" x 5" card as above. ◆ Display showing three varieties of the same vegetable. ◆ Educational display showing some aspect of vegetable gardening (e.g. the differences in development between thinned vs. unthinned vegetables.) ◆ A mini garden in a tub, pail or a large planter.

POTATOES

R007003 Grades 3 to 5

R007002 Grades 6 to 8

R007001 Grades 9+

Exhibit samples include, but are not limited to:

◆ Six potatoes (this year's crop) of any variety; ◆ an educational display illustrating diseases and control, methods of mulching and reasons, causes and effects of sun scald, study on fertilizer rates, weed or insect control.

State Fair Guideline:

To be considered for State Fair, exhibits must:

◆ Include twelve potatoes (this year's crop) similar in size with variety identified on a 3" x 5" card. ◆ Educational display illustrating diseases and control, methods of mulching and reasons, causes and effects of sun scald.

LAWN AND LANDSCAPE DESIGN

Evaluation based on design, neatness, plants used, and story told.

R005003 Grades 3 to 5 **R005003 Grades 3 to 5** (second exhibit)

R005002 Grades 6 to 8 **R005002 Grades 6 to 8** (second exhibit)

R005001 Grades 9+ **R005001 Grades 9+** (second exhibit)

Exhibit samples include, but are not limited to:

◆ A landscape plan (not to exceed 22" x 28") drawn to scale with plants and major areas of yard labeled; should show changes and future plans. Photographs showing "before and after" views are desirable. ◆ Design a project meeting for this project area (in booklet form) including what you would teach, how you would teach it, goals of your meeting, activities you would include, and visual aids you would use. ◆ Posters showing physiology of a tree are not acceptable for state fair.

4-H PLANT AND SOIL SCIENCE PROJECTS

INDOOR GARDENING

House plants, container plants and terrariums should be planted in the exhibited container at least six weeks prior to the fair so plants are well established. Live plant material will be accepted if it can be maintained in fresh condition with ease.

County fair will not assume responsibility for damage or breakage. County fair also assumes the prerogative to remove the exhibit if it does not remain in good condition.

POTTED PLANTS

R444003 Grades 3 to 5 **R444003** Grades 3 to 5 (second exhibit)

R444002 Grades 6 to 8 **R444002** Grades 6 to 8 (second exhibit)

R444001 Grades 9+ **R444001** Grades 9+ (second exhibit)

◆ Flowering plants should be in bloom, foliage plants should be in vigorous condition.

PLANTS IN HANGING CONTAINERS

R404003 Grades 3 to 5

R404002 Grades 6 to 8

R404001 Grades 9+

◆ Container for the plant should not be more than 10" in depth or diameter. Maximum total length of hanger and plant should not exceed 4'. Evaluation will include appropriateness of plant for a hanging container, condition, arrangement, hanger to container to plant relationship, and plants being well established. Flowering plants should be in bloom, foliage plants should be in vigorous condition.

TERRARIUMS

R444004 Grades 3 to 5

R444005 Grades 6 to 8

R444006 Grades 9+

◆ Terrariums may not exceed 24" in any dimension. Terrariums should be planted four to six weeks ahead of exhibiting. Members must be able to identify all plant materials in their terrariums, know why they were selected for use (quality, container and design). Consider terrarium material of general terrarium plant of native and woodland plants of Minnesota.

INDOOR GARDENING EDUCATIONAL DISPLAY

R004003 Grades 3 to 5 **R004003** Grades 3 to 5 (second exhibit)

R004002 Grades 6 to 8 **R004002** Grades 6 to 8 (second exhibit)

R004001 Grades 9+ **R004001** Grades 9+ (second exhibit)

1. Dish gardens, terrariums and hanging plants are encouraged as part of the exhibit.
2. Evaluation will be based on organization, neatness, content and quality. You may wish to include a record observation notebook, illustrations, pictures, drawings, and/or live plants.

Exhibit examples include, but are not limited to:

◆ Different varieties of houseplants in the same container; dish garden or terrarium; ◆ information on: watering techniques, potting/repotting/transplanting, checking and controlling insects; ◆ cultivation requirements of a plant, starting plants from seeds, forcing paper white narcissus bulbs, asexual plant propagation; ◆ natural history of a plant; ◆ plant adaptations to their environment for cacti and succulents; ◆ forcing bulbs which require cold treatment; ◆ soil-less versus soil mixes for indoor plants; ◆ life cycle of flowering plants; ◆ plant hormones, horticultural therapy, plant tropism; ◆ environmental concerns - habitat destruction; ◆ commercial greenhouse production.

FLOWER GARDENING

Flowers must be grown by the 4-H member.

CUT FLOWERS

R230003 Grades 3 to 5 **R230003** Grades 3 to 5 (second exhibit)

R230002 Grades 6 to 8 **R230002** Grades 6 to 8 (second exhibit)

R230001 Grades 9+ **R230001** Grades 9+ (second exhibit)

Exhibit samples include, but are not limited to:

◆ One kind of annual or perennial flower; ◆ a collection of five stems of small flowers (most flowers); or ◆ three stems of large flowers (examples - dahlias, delphinium, cleome, gladiolas, holly hocks); ◆ one stem of a hardy perennial; ◆ one stem of summer flowering bulbs; ◆ one stem of a hardy shrub rose; ◆ one blossom of a tea rose.

FLOWER BOUQUET, ARRANGEMENT OR CENTERPIECE

R220003 Grades 3 to 5 **R220003** Grades 3 to 5 (second exhibit)

R220002 Grades 6 to 8 **R220002** Grades 6 to 8 (second exhibit)

R220001 Grades 9+ **R220001** Grades 9+ (second exhibit)

◆ Flowers bouquet or arrangement on any theme. Flowers arranged to display the beauty of individual flowers. Containers are part of the display. Flowers for flower arrangements ONLY may be grown by the 4-H member or purchased, but must be arranged by the 4-H member. Dried flowers may also be used and arranged by the 4-H member and must include a card explaining the drying method.

Members: Please re-fresh your arrangements as needed throughout fair week.

FLOWER GARDENING

R002003 Grades 3 to 5 **R002003** Grades 3 to 5 (second exhibit)

R002002 Grades 6 to 8 **R002002** Grades 6 to 8 (second exhibit)

R002001 Grades 9+ **R002001** Grades 9+ (second exhibit)

Exhibit samples include but are not limited to:

◆ A science exhibit showing the principles of propagation or reproduction, nutrition, culture and physiology (how a plant lives and grows) etc. Live plant material will be accepted if it can be maintained in fresh condition with ease. If not, photographs are a suggestion. County fair reserves the prerogative to remove the exhibit if it does not remain in good condition. ◆ My Flower Garden - Exhibit on poster board, not to exceed 22' x 28'. Include a plan of the flower garden drawn to scale, the correct variety names, pictures or photographs of the flowers grown. Be prepared to discuss the process from soil preparation to blooming i.e. what type of flowers they are, why you selected the flowers, how the soil was prepared, did you use seeds or transplants, is the garden in the sun or shade, care of the garden, photographs showing the progress of your garden throughout the summer, etc. Display of dried flowers with a card explaining the drying method;

OUTDOOR CONTAINER GARDEN

Rules:

1. Pots of flowers or vegetables or hanging baskets, bags or wreaths that you may put on your deck, steps, window boxes or hang outdoors. Your choice of container - be creative.
2. Evaluation will be based on organization, neatness, content, creativity and quality.
3. Plants should be well established.
4. Outdoor container gardens will be on display by/in the 4-H gazebo and throughout the 4-H building.

R240003 Grades 3 to 5 **R240003** Grades 3 to 5 (second exhibit)

R240002 Grades 6 to 8 **R240002** Grades 6 to 8 (second exhibit)

R240001 Grades 9+ **R240001** Grades 9+ (second exhibit)

CLUB OUTDOOR CONTAINER GARDEN

See Club Project sections to enter a Club Outdoor Container Garden.

4-H NATURAL SCIENCE PROJECTS

NATURAL SCIENCE

JUDGING: Saturday, August 8
1 to 6 p.m. in the 4-H Building

★ Premiums: Blue - \$3.25; Red - \$2.75; White - \$2.50

FORESTRY

P004003 Grades 3 to 5 **P004003** Grades 3 to 5 (second exhibit)
P004002 Grades 6 to 8 **P004002** Grades 6 to 8 (second exhibit)
P004001 Grades 9+ **P004001** Grades 9+ (second exhibit)

Exhibits should follow science display guidelines.

Exhibit examples include, but are not limited to:

- ◆ Collection of leaves or needles with twigs and identify them with their common name.
- ◆ Display photographs of products/uses from the forest. Include the name of the product/use to identify the photograph.
- ◆ Prepare a report, display, etc. with drawings about your favorite tree. Report, display, etc. should include name of tree, drawings or pictures of tree, facts and uses of the tree, and other appropriate information.
- ◆ Display showing layers of the forest; renewable versus non-renewable resources or forestry careers; leaf and twig identification; taxonomic keys; tree road maps; tree growth; annual ring cross-sections; make a seed collection; forest succession; wildlife specialists versus generalists; compass routes; maps you make; tree and forest measurements.
- ◆ Displays showing fire's affect on the forest; how trees grow; forest types; harvesting methods;
- ◆ entomology of the forest; pathology of the forest;
- ◆ forest products, including maple syrup production; wood products; Christmas trees;
- ◆ other resources of the forest, including recreation; wildlife; and watershed;
- ◆ specialized woodland management, including shelterbelts/windbreaks and urban forestry.

EXPLORING THE ENVIRONMENT

P002003 Grades 3 to 5 **P002003** Grades 3 to 5 (second exhibit)
P002002 Grades 6 to 8 **P002002** Grades 6 to 8 (second exhibit)
P002001 Grades 9+ **P002001** Grades 9+ (second exhibit)

Exhibit examples include, but are not limited to:

- ◆ A display showing how a living thing interacts with the other living things and the non-living things with which it lives.
- ◆ Collect ten different insects, plants, leaves or other collectable living things that have something in common. That is, select a theme which your collection follows, such as, plants of the forest, aquatic insects or deciduous trees, etc.
- ◆ Put together a set of illustrations and natural history information about ten mammals, birds, reptiles, amphibians, fish, insects, animal signs or animal behavior.
- ◆ Display on environmental pollution describing the causes, effects on people and other living things, and methods to correct the situation.
- ◆ Display showing features of soils such as color, structure, texture.
- ◆ Display or journal of Minnesota plants, insects, animals, birds or fish. Include pictures or drawings and information on habits, foods, and shelter needs.

ENTOMOLOGY

P001003 Grades 3 to 5 **P001003** Grades 3 to 5 (non-collection)
P001002 Grades 6 to 8 **P001002** Grades 6 to 8 (non-collection)
P001001 Grades 9+ **P001001** Grades 9+ (non-collection)

Rules:

1. Collections shall be contained in a glass topped case; approximately 19" x 16.5" x 3" (drawers available for purchase in varying sizes.) Arrange so that the case may be displayed in a horizontal position. Place exhibit label on lower right corner of glass top.
2. Specimens must be collected (not purchased).
3. The exhibitor must be the person who collected the specimens.
4. Specimens must be properly pinned with insect pins. Small insects may need to be placed on cardboard points (refer to *Collecting and Preserving Insects*, FO-06892).

5. Specimens must be properly labeled.
 - a) The location, date, and collector must be included on the labels. County and state (and country, when applicable) are minimum location information that should be included. It is valuable to include the nearest town or township where the specimen collected and the type of habitat it was collected from (examples: elm tree, on lake shore, indoors, etc.), and the common name of the insect.
 - b) All labels should be legible and visible. Use permanent ink marker or pencil to write labels. Labels produced by a computer printer are acceptable. Ball point ink or non-permanent markers are not acceptable.
 - c) Specimens must be correctly identified to the correct order. Order names must be correctly spelled. Use common names when known.
6. Non-collection project exhibit with emphasis on project related to aspect of entomology.

Exhibit examples include, but are not limited to:

- ◆ General insect collection must consist of a minimum 50 species of adult insect, representing at least 8 orders.
- ◆ Specialty insect collection can include but is not limited to a collection of a single order (e.g. Coleoptera or Lepidoptera) a collection of immature insects, a collection of insects from a particular habitat (e.g. aquatic, forest, or prairie) or a collection of economic pests of a specific crop (e.g. insects attacking corn).

- ◆ A collection of different kinds of adult insects representing major orders of insects, ◆ single order collections (such as coleoptera, lepidoptera, or larval collections), ◆ life history mounts showing all phases of life cycle of one species, ecological groups (such as insect pests of corn), ◆ collection of beneficial insects, etc.
- ◆ A non-collection insect project (insect life history displays), scientific investigations (insect habitats or effects of environment factors on insects), or insects in current events are acceptable if: * emphasis on entomology, * demonstrates a knowledge of insects, * accompanied by a written journal (with description, methods, results, conclusions), * live projects (bee or ant colony) must be self-sustaining for 14 days with no special care. Pictures, drawings, charts, tables and other figures may be used.

GEOLOGY

ROCKS AND MINERALS

Rules:

To be eligible for state fair, exhibit must be:

1. Attach specimens securely to a backboard and display in a glass-topped case of the same model as used by the entomologists (approximately 19" x 16.5" x 3").
2. Attach specimens so they will not fall if case is set on its edge.
3. Specimens should be approximately 2" x 2". Label each specimen using the label described on page seven of the Geology Manual. Size of label may be reduced to fit display case, if needed.
4. Member must have knowledge of how specimens are identified as to rock or fossil type.

P005003 Grades 3 to 5 **P005003** Grades 3 to 5 (second exhibit)
P005002 Grades 6 to 8 **P005002** Grades 6 to 8 (second exhibit)
P005001 Grades 9+ **P005001** Grades 9+ (second exhibit)

County fair exhibits not required to be displayed in a display box, however, for this exhibit to advance to state fair, the exhibit must follow the above rules.

Exhibit examples include, but are not limited to:

- ◆ A display of different types of rocks, minerals or fossils from within the State of Minnesota;
- ◆ rocks and minerals on a definite theme such as metamorphosis, weathering, quartz, minerals, ores, a theme of your own choosing;
- ◆ fossils from outside Minnesota
- ◆ a display of birthstones, a rock plate, or an egg carton collection (see Geology Manual), six silly silicates.
- ◆ Polished rock types used to make decorative items such as paperweights and jewelry; include an unpolished specimen of each rock type.
- ◆ The science "how's and why's" dealing with the principles of geology and natural earth sciences.

4-H NATURAL SCIENCE PROJECTS

- ◆ A display of ore bearing minerals in Minnesota.

It is suggested that member has knowledge of how specimens are identified as to rock or fossil type (represents a plant or animal), class name (brachiopod, pelecypod, etc.), general name (strophomera, etc.), horizon (Decorah Shale, etc.), location, or techniques and procedures used to make jewelry, if applicable.

WATER / WETLANDS

- P007003** Grades 3 to 5 **P007003** Grades 3 to 5 (second exhibit)
P007002 Grades 6 to 8 **P007002** Grades 6 to 8 (second exhibit)
P007001 Grades 9+ **P007001** Grades 9+ (second exhibit)

Examples could include, but are not limited to:

- ◆ An exhibit showing five unique physical properties of water; ◆ the hydrologic or water cycle; the quantities and uses made of water by families, municipalities, industries, animals, and plants or water quality management - pollution, conservation, water quality standards, etc. ◆ A poster, map or display on Minnesota waters or the properties of water, etc.

WILDLIFE BIOLOGY

- P008003** Grades 3 to 5 **P008003** Grades 3 to 5 (second exhibit)
P008002 Grades 6 to 8 **P008002** Grades 6 to 8 (second exhibit)
P008001 Grades 9+ **P008001** Grades 9+ (second exhibit)

Exhibit examples include, but are not limited to:

- ◆ A display showing the life cycle of your favorite wild (not domestic) animal; ◆ birdhouse with information such as: bird to be used for, number of broods per year, size of clutch, incubation time, age before flight, benefits to man, winter habitat; ◆ homemade bird book of ten local birds including pictures or drawings of birds and reports of habits, nesting, food, etc.; ◆ homemade bird feeder with information such as species of bird intended for, types and/or samples of feed used, where and how it will be mounted; ◆ a display of life-size pencil drawings or plaster casts of at least five animal tracks showing individual footprints and trail patterns; ◆ an animal book of ten wild animals of Minnesota. Describe habitat, food, and shelter needs; ◆ a wildlife management plan - show practices related to land use and forest management for wildlife; ◆ mammal skulls properly cleaned and labeled with the proper common and scientific names (genus and species) for each animal; ◆ animal tagging (banding) process and an explanation of the usefulness of the process; ◆ animal aging technique with an explanation of the process and its usefulness. ◆ Tooth wear for deer, wing or tail feather wear for gallinaceous birds (except ring-necked pheasant) and waterfowl are examples of appropriate techniques, etc. ◆ Basic concepts of Wildlife Management (waterfowl wingboards, bird-house trails, game food habits, game animal habitat requirements, history of game management, etc.)

SHOOTING SPORTS/ WILDLIFE MANAGEMENT

Rules:

1. No explosive materials are allowed (such as live ammunition, etc.)
2. Arrows must be secured in such a manner so as to prevent their points or edges from being a hazard.
3. Only sporting firearms and bows will be exhibited, displayed or demonstrated. The term "Sporting Firearm" would mean a firearm that can be used LEGALLY in hunting wildlife or in recognized target shooting competitions.
4. Exhibit may not exceed 12" deep x 24" wide x 36" high, except that a gun, bow and arrow, or taxidermy item may be included in a display and will not be considered in the calculation of dimensions.
5. MN and 4-H regulations for handling and storing firearms must be followed.

- P440003** Grades 3 to 5 **P440003** Grades 3 to 5 (second exhibit)
P440002 Grades 6 to 8 **P440002** Grades 6 to 8 (second exhibit)
P440001 Grades 9+ **P440001** Grades 9+ (second exhibit)

Exhibits samples include, but are not limited to:

- ◆ Safety techniques applied to shooting activities (e.g. range commands and range safety, eye and ear protection, cleaning a firearm, dressing for safety-first aid, survival skills; ◆ Shooting skills (e.g. basic safety rules, basic parts and functions of each piece of equipment, care and maintenance, accessories, position; ◆ Display illustrating key field identification features of a group of game animals (e.g. distinguishing various species of puddle ducks, differences amount five look-alike species, of upland game birds, etc.) ◆ leadership skills learned in your shooting sports club; ◆ history and nomenclature of trapping, hunting, and firearms; ◆ sportsmanship—ethical behavior and responsibility, effects of values to wildlife of modern game laws and regulations; ◆ youth leadership activities; ◆ game cookery; ◆ taxidermy; ◆ waterfowl wingboards; ◆ birdhouses, feeding stations; ◆ habitat requirements, history; ◆ identifying waterfowl by flock pattern, size, color areas, sound; ◆ distinguishing various species of puddle ducks, diving ducks; ◆ identify game animals or upland game birds and where they can be found; ◆ explain difference between game and non-game species; ◆ taxidermy and associated activities, etc.

BIRD CALLING COMPETITION will be held Tuesday, Aug. 11 at 2:00 p.m. at the 4-H Building. You do not have to be in SS/WM to participate.

- P666004** **Cloverbuds (grade K-2)** (participation premium only)
P666003 **Grades 3 to 5**
P666002 **Grades 6 to 8**
P666001 **Grades 9+**

Choose duck, loon, crow, goose, or wild turkey. Judging will be based on:

1. Actual calling - vocalize three types of calls, originality, instrument/device, physical impression, responding calls.
2. Knowledge of species - habitat, identification, migration, inter-relationship to the ecology system.
3. Props, visual aids are encouraged.


FISHING SPORTS

- P003003** Grades 3 to 5 **P003003** Grades 3 to 5 (second exhibit)
P003002 Grades 6 to 8 **P003002** Grades 6 to 8 (second exhibit)
P003001 Grades 9+ **P003001** Grades 9+ (second exhibit)

Exhibit examples include, but are not limited to:

- ◆ Fish identification: describe their habitat and food needs of selected Minnesota fish; ◆ develop a panel display explaining the life history of a Minnesota fish; ◆ create a model or exhibit identifying the internal and external parts of a fish; ◆ safety practices and techniques that are related to fishing or boating; show practices related to the development and control of fish populations; ◆ examples of how water quality affects the fish's ecosystem; ◆ identify how and where each fishing knot is used; ◆ fishing equipment which is made or repaired (lures, flies, spinners, plastic baits, plugs, or jig, fishing rods and reels, ice fishing rig or other fishing equipment); ◆ examples of natural bait and how they are used, captured, cared for, and transported; ◆ display how the lures use color, flash, sound, smell, or action to attract fish; ◆ advantages and limitations of at least two types of high technology fishing accessories; ◆ care of, cleaning fish, nutrition and recipes; ◆ show fish carvings, fish prints, fish casts, head mounts of fish or fish taxidermy; ◆ vocations and careers that relate to fisheries, etc.; ◆ safety practices and techniques that are related to fishing or boating; ◆ examples of how water quality affects the fish eco-system.

4-H EXPRESSIVE AND CREATIVE ARTS PROJECTS



EXPRESSIVE AND CREATIVE ARTS

JUDGING: Saturday, August 8
1 to 6 p.m. in the 4-H Building

★ Premiums: Blue - \$3.25; Red - \$2.75; White - \$2.50

NOTE: Members enrolled in Crafts and Fine Arts can enter two (2) exhibits in Fine Arts and two (2) exhibits in Crafts, for a total of four exhibits. (Be sure to know the difference between a Fine Arts exhibit and a Craft exhibit when registering.)

Rules:

1. Exhibit will be evaluated on its individual merit as an original (no other one has been produced before) expressive work.
2. Emphasis is on the creative process and the employment of design elements and principles. The fine art original exhibit should show proof that it is developed from the 4-Hers own ideas and imagination.
3. The exhibit should demonstrate an exploration and experimentation with materials, tools, and/or practiced skills which will be described by the exhibitor.
4. Art object must be appropriately finished (ready for hanging, i.e. wire or hooks on paintings, displaying, bases for 3-dimensional work, etc.).
5. No kits allowed as Fine Arts exhibits.

FINE ARTS

For a beginner, choose an exhibit that teaches new techniques. For advanced, choose an exhibit that requires mastery. No kits.

M111003 Grades 3 to 5 **M111003 Grades 3 to 5** (second exhibit)
M111002 Grades 6 to 8 **M111002 Grades 6 to 8** (second exhibit)
M111001 Grades 9+ **M111001 Grades 9+** (second exhibit)

Original design items (something that cannot be duplicated) include, but not limited to:

◆ Drawings and paintings done in acrylic, charcoal, pen and ink, pencil, oil, watercolors, pastels or mixed media, ◆ batik prints, ◆ arts, ◆ educational exhibit, ◆ decorated wood item ◆ sculpture ◆ pottery or ◆ any other original project.

CRAFTS

For a beginner, choose an exhibit that teaches new techniques. For advanced, choose an exhibit requiring masterful craftsmanship.

M101003 Grades 3 to 5 **M101003 Grades 3 to 5** (second exhibit)
M101002 Grades 6 to 8 **M101002 Grades 6 to 8** (second exhibit)
M101001 Grades 9+ **M101001 Grades 9+** (second exhibit)

A craft is a project that begins from someone else's idea and can be duplicated.

Craft items include, but are not limited to:

◆ Kits, patterns, craft items, item made at county workshop, etc. ◆ The exhibit could be items of clothing, accessories, or objects of art. ◆ The exhibit might be machine made or hand worked or a combination.

Exhibit suggestions: ◆ Painting ◆ Drawing ◆ Decorated wood item ◆ Stamp art or stenciling ◆ Ceramics ◆ Fabric item ◆ Basket making ◆ Beading ◆ Leather tooling ◆ Tie dye or ◆ Any other craft item.

CLOWNING

Clowns perform/enter their exhibit on Monday, August 10 at the Performing Arts & Clowning Judging.

Rules: All pieces of the exhibit must be labeled with name, clown name, club and county.

M001003 Grades 3 to 5 **M001003 Grades 3 to 5** (second exhibit)
M001002 Grades 6 to 8 **M001002 Grades 6 to 8** (second exhibit)
M001001 Grades 9+ **M001001 Grades 9+** (second exhibit)

◆ Perform a 3-5 minute skit wearing a costume appropriate for the skit.

Examples are a magic show, juggling performance, pantomime, balloons, etc. ◆ A documentation of the current year's clowning experiences. Display a teaching aspect of clowning i.e. steps in developing a prop or face design, etc. Teaching use of clowning in community services, parades, parties, etc. ◆ Homemade prop along with a written explanation describing how you made it, how you use it, the audience reaction, and any other information you feel is important. Pictures showing how you use your prop should be included. ◆ Pictures, photos, or drawings may describe some aspect of clowning such as history of clowning, kinds of clowns, make-up application, costumes, etc.

◆ Scrapbook including different experiences such as: fairs, parades, nursing home, and daycare visits, project training meetings, 4-H promotion, etc. The scrapbook should include a written statement about what you have gained from your clowning experiences. Indicate how you have helped others through the clowning project. (Examples may include planning and supervising a group of clowns, visiting a nursing home, helping a member make a clown costume, helping a member with a fair exhibit, etc.).

◆ Costume/make-up application including your costume, a written description, and pictures of you as the complete character. ◆ Clowning costume you have made or coordinated from several ready made garments. A costume may be exhibited only once. A written description of how this costume was developed and fits your clown character could accompany the exhibit. A member may use a photo of facial character and can exhibit actual clown costume. Tell why you made or coordinated the costume. (Character = clothing, shoes [if worn], wig, anything you wear plus face [made-up] and props.)

State Fair Guideline: At State Fair, if appropriate, clowning exhibitor shall participate in complete character at conference judging.

PHOTOGRAPHY

Members enrolled in Photography can enter up to two exhibits in Photography and up to two exhibits in Digitally Enhanced Photography and one Video exhibit for a total of 5 photography exhibits.

Rules (Photography and Digitally Enhanced):

1. All pictures and slides must have been taken/produced by the exhibitor during the current project year.
2. Exhibitor's name, address, phone number, age, club, county and exhibit class and lot should be clearly printed on the back of the exhibit.
3. Any specialized presentation equipment necessary to evaluate the exhibit must be provided by the exhibitor (such as digital camera, computer, etc.) Equipment and disks should be brought with exhibitor to judging.
4. Photos should be mounted on neutral tone mat board or poster board; **suitably sized** for the number of photos being used. **Do not use frames or glass.**
5. Enlargements may range in size from 5" x 7" to 11" x 14" and should be mounted with appropriate size neutral matting. **For enlargement or digitally enhanced exhibits, attached original 3 1/2" x 5" or 4" x 6" photo on back of exhibit.**

PHOTOGRAPHY

Any photo taken with any camera (digital included) that is NOT ENHANCED in any way. Enlargements are not considered enhanced.

M004003 Grades 3 to 5 **M004003 Grades 3 to 5** (second exhibit)
M004002 Grades 6 to 8 **M004002 Grades 6 to 8** (second exhibit)
M004001 Grades 9+ **M004001 Grades 9+** (second exhibit)

Exhibit suggestions, but not limited to:

4-H EXPRESSIVE AND CREATIVE ARTS PROJECTS

◆ A photo story of five to seven photos. ◆ four to six with a common theme or subject (e.g. seasons, action photos, close-ups of people, "best" etc.) ◆ an enlargement, or a slide show with an accompanying written script, slides should be in a plastic slide sheet. ◆

Exhibit of advanced photo skills such as: photo journalism, portrait, commercial, or close-up photography, advanced darkroom techniques.

Exhibit examples include, but are not limited to:

◆ A photo story of photographs; close-up photographs of people; photograph of a person, landscape, building or animal; pictures illustrating different seasons of the year (need not be the same scene); the best photos you have taken this year. Photographs of texture, pattern, shape or contrast; enlargement of any subject; (diagrams of camera and light setting could be part of the exhibit). Indoor picture using existing light; photo taken with accessory close-up equipment; photo showing effective or creative use of depth of field; candid or action photo of a person; a photo of a person outdoors using fill-in flash or reflector fill; outdoor night time exposure of two seconds or more; indoor, still-life picture using more than one light; photographs on a common theme (patriotism, human emotions, environmental issues, my hometown, etc.).

DIGITALLY ENHANCED PHOTOGRAPHY

Photos DIGITALLY ENHANCED in any way.

M004006 Grades 3 to 5 **M004006** Grades 3 to 5 (second exhibit)

M004005 Grades 6 to 8 **M004005** Grades 6 to 8 (second exhibit)

M004004 Grades 9+ **M004004** Grades 9+ (second exhibit)

Rules:

1. Digitally enhanced photography exhibits are any exhibits taken with a digital camera or any photo not taken with a digital camera, but digitally enhanced in any way.
2. Photos should be mounted on neutral tone mat board, or poster board; **suitably sized** for the number of photos being used. Do not use frames or glass.
3. The exhibitor must provide any specialized presentation equipment (i.e. digital camera, computer, etc.) necessary to evaluate the exhibit. The equipment and discs should be brought with the exhibitor to the conference evaluations.

Exhibit suggestions include for Digitally Enhanced Photography, plus, but are not limited to:

◆ Computer enhanced enlargement of any subject. Original photograph print must be attached to back of the exhibit. ◆ A photographic image which has been completely digitally processed. ◆ A photographic realistic image which has been completely digitally reproduced. ◆ Photos showing darkroom techniques. ◆ Enlargements using the following techniques; bellows, extension tubes, screw-on close-up filters, microscope or macro lens; three enlargements totally created by a computer printed and mounted for display; photographically realistic images which have been completely digitally produced. ◆ Photograph reproductions of selected 4-H photographic exhibits may be made during the state fair for possible use in future 4-H photography training seminars.

◆ A computer enhanced enlargement.

VIDEO

M005003 Grades 3 to 5

M005002 Grades 6 to 8

M005001 Grades 9+

Rules:

1. All videos exhibited (whether on videotape, DVD, computer-based video, or other video format) must have been **made** by the exhibitor or their video production team during the current project year. The exhibitor must create at least 50 percent of the finished original material, portions from other sources must be documented.

1. The member's name, grade, county, club and the exhibit class and lot should be clearly printed on the exhibit and all the other items required as part of an exhibit.
2. Exhibitors will need to provide their own computer or other special equipment needed for viewing during conference judging.
3. All video-based exhibits must be recorded at "SP" (standard speed.)
4. **Any 4-H video exhibit which appears to contain copyrighted material will not be publicly displayed unless the exhibitor has written permission from the producer to use the material in the video.**

Exhibit examples include, but are not limited to:

◆ A poster illustrating how a video camera, VCR, DVD works; how to take care of video equipment. ◆ A 3-5 minute video which shows your most creatively planned camera work. Include shots showing various techniques. ◆ A video demonstrating the functions of your camera, (bring your instruction manual with you for conference judging); a video which shows your most creative camera work this year. (Shots from different "shoots" should be copied onto a single tape for judging - they need not be related or tell a story.) ◆ A video on one subject; a video made by using the functions built into your camcorder or camera and recorder system (in-camera editing); a video tape made by using two video recorders (one for playback and one for recording) to copy the scenes you have shot into the proper sequence (simple editing). ◆ A video tape/DVD made by using a device which controls both playback and record decks to copy the scenes you have shot into the proper sequence (editing controller). ◆ A DVD made by using a combination of computer technology and traditional video. ◆ Create a 60-second Public Service Announcement. All titles/credits should be in addition to the primary 60 seconds. ◆ Create a video/DVD which can be used to inform, sell, train or entertain viewers on one specific subject. A video tape made by using only computer technology recorded to video tape. ◆ Create a video/DVD which shows a summary of your best work as a video production team member during the current project year.



For more
information on joining
4-H in Dakota County
call
651-480-7755



4-H EXPRESSIVE AND CREATIVE ARTS PROJECTS

SCRAPBOOK

Guidelines:

1. Members may enter a total of two exhibits.
2. All pages entered must be acid and lignin free plastic covered pages.
3. Keep pages in book.

M015001 Grades 3 to 5 **M015001 Grades 3-5** (second exhibit)
M015002 Grades 6-8 **M015002 Grades 6-8** (second exhibit)
M015003 Grades 9+ **M015003 Grades 9+** (second exhibit)

Grades 3-5

- 2—12 x 12 pages with up to 8 photos and descriptions to tell a story. Pages must tell a story with captions and/or journaling. Additional scrapbook from 4-H Project Day/any workshop/camp may also be entered.

Grades 6-8

- 2—12 x 12 pages with photos and descriptions to tell a story. Pages must tell a story with captions and/or journaling. Additional scrapbook from 4-H Project Day/any workshop/camp may also be entered.

Grades 9+


- A scrapbook may be entered but you must select the 4—12 x 12 pages to be judged. Pages must tell a story with captions and/or journaling.

DIGITAL SCRAPBOOK

M015015—Grade 3-5
M015016—Grade 6-8
M015017—Grade 9+

Guidelines:

Use a computer program to import your digital photos to create a scrapbook page.



EXPRESS LANE

Share the Fun & Performing Arts performances
JUDGING: Monday, August 10
7:00 p.m. in the 4-H Building
Performing Arts & Clowning Exhibits
JUDGING: Monday, August 10 from 6:00-6:30 p.m.
in the 4-H Building at Goldy Gopher Stage

SHARE THE FUN

Premiums: Champion \$25; Reserve Champ \$20; Participation \$15

Guidelines:

Share the Fun and Performing Arts will be held on Monday, Aug. 10 at the Dakota County Fair 4-H Arts In Stage area at 7:00 p.m. Please join us for the Express Lane Share the Fun, Performing Arts and Clowning performances!

T003004 Share the Fun - Club Skit/Musical Performance

Share the Fun guidelines:

1. Each act is limited to six (6) minutes. Timing begins when the first note is played or sung, the first word is spoken, or the first action occurs. Timing ends when the last note is sung or played, the last word is spoken or the last action occurs. At least two designated persons will time each act.

2. Each club is responsible for cleaning up and leaving the stage neat and orderly for the next act.
3. Club acts will be allowed to use a microphone.
4. Acts will be allowed to have approximately 2 minutes to set up and 2 minutes to take down. Please try to keep all props to a minimum.
5. We will give clubs, Performing Arts exhibitors and Clowns 3 minutes to walk around the stage the afternoon of the event from 4:30 to 6:00 p.m. Check in at the office on entry day to confirm your time on the stage.
6. **Clubs and Performing Arts exhibitors need to register at the Goldy Gopher Stage on Monday, August 10 at 6:45 p.m.** Performance order will be assigned at this time.
7. A club may use one (1) adult or youth as an accompanist.
8. Only one (1) adult from a club will be allowed backstage to assist in setting up or taking down props or set during your club's performance. No adults will be allowed on stage.
9. Two smaller clubs that might otherwise not be able to participate because of size, may join together for one act in order that more youth can participate in Share the Fun.
10. Evaluators will select the Share the Fun act and the Performing Arts exhibitor to represent Dakota County at the MN State Fair.
11. State Fair registration for Share the Fun champion and the Performing Arts champion will be issued on Monday night. Paperwork is due at the State Fair meeting on Sunday, August 16 at the Dakota County Extension and Conservation Center.

PERFORMING ARTS

Performances Judged Monday, August 10 at 7:00 p.m.

M003003 Grades 3 to 5
M003009 Grades 3 to 5 duet **M003010 Grades 3 to 5 group**
M003002 Grades 6 to 8
M003007 Grades 6 to 8 duet **M003008 Grades 6 to 8 group**
M003001 Grades 9+
M003006 Grades 9+ duet **M003005 Grades 9+ group**

Note: Performing Arts judging will be held on Monday, Aug. 10 at the 4-H Building, Stage area. Performances start at 7:00 p.m. Performers are to register at the Goldy Gopher Stage on Monday, August 10 at 6:45 p.m. See Share the Fun guidelines for more details on Performing Arts.

Premiums: Blue - \$3.25; Red - \$2.75; White - \$2.50

One champion plaque will be awarded for an overall Performing Arts & Clowning champion.

PERFORMING ARTS & CLOWNING

EDUCATIONAL EXHIBITS

Judged Monday, August 10 from 6:00-6:30 p.m. at the Goldy Gopher Stage (Educational Displays only)

M003013 Grades 3 to 5 **M003015 Grades 3 to 5 group exhibit**
M003012 Grades 6 to 8 **M003016 Grades 6 to 8 group exhibit**
M003011 Grades 9+ **M003017 Grades 9+ group exhibit**

Exhibit examples include, but are not limited to:

- ◆ Poster or display about your involvement or interest in the Performing Arts.
- ◆ A puppet and script made and created by member.
- ◆ A journal and scrapbook (with written statements) of current performing arts experiences.
- ◆ An educational display of some aspect of music, drama, or performing.

Premiums: Blue - \$3.25; Red - \$2.75; White - \$2.50

One champion plaque will be awarded for an overall Performing Arts & Clowning champion.

4-H PERSONAL GROWTH AND DEVELOPMENT PROJECTS

PERSONAL GROWTH AND DEVELOPMENT



JUDGING: Saturday, August 8
1 to 6 p.m. in the 4-H Building

★ Premiums: Blue - \$3.25; Red - \$2.75; White - \$2.50

HEALTH

Purpose:

1. To encourage participation in the 4-H Health Project, to promote health as high priority in the lives of 4-H members and their families.
2. To give those enrolled in the 4-H Health Project opportunities for advancement and recognition at the state level.
3. To explore self-protection issues such as alcohol and chemical abuse, eating disorders, sexuality, sexually transmitted diseases (STDs), pregnancy, stress, depression.
4. To develop life skills which enable them to make wise choices about their health.

Objectives: Youth will demonstrate the following:

1. Knowledge on a particular health issue;
2. The ability to apply knowledge by conducting an activity for their family, club, school, community, etc., and/or
3. The ability to teach others about a health issue.

Q004003 Grades 3 to 5 **Q004003 Grades 3 to 5** (second exhibit)

Q004002 Grades 6 to 8 **Q004002 Grades 6 to 8** (second exhibit)

Q004001 Grades 9+ **Q004001 Grades 9+** (second exhibit)

Exhibit examples include, but are not limited to:

◆ A poster, game, mobile, three-dimensional display, scrapbook, charts, journals, pictures, slides, models, equipment, supplies, photographs, puppet play, skit, judging comparison, taped interview, file of ideas, research study, etc. ◆ Report on a community project that you conducted on a health issue. Include objectives, audience, timetable, program description, materials, community support and evaluation. ◆ Report on a health issue (i.e. alcohol and chemical abuse, eating disorders, stress, depression) of your choice.

SAFETY

Purpose:

1. To encourage participation in the 4-H Safety Project to promote safety as a high priority in the lives of 4-H members and their families.
2. To give those enrolled in the 4-H Safety Project opportunities for advancement and recognition at the state level.
3. To explore self-protection issues such as alcohol, tobacco and chemical abuse, traffic safety, and home, farm and community safety.

Objectives: Youth will demonstrate the following:

1. Knowledge on a particular safety issue
2. The ability to apply knowledge by conducting an activity for their family, club, school, community, etc.
3. The ability to teach others about a safety issue.

Q005003 Grades 3 to 5 **Q005003 Grades 3 to 5** (second exhibit)

Q005002 Grades 6 to 8 **Q005002 Grades 6 to 8** (second exhibit)

Q005001 Grades 9+ **Q005001 Grades 9+** (second exhibit)

Exhibit examples include, but are not limited to:

◆ A poster, mobile, display, scrapbook, charts, journals, pictures, slides, models, equipment, supplies, photographs, puppet play, skit, judging comparison, taped interview, file of ideas, research study, etc. ◆ Prepare a First Aid Kit and be able to explain the reasons for the items you included.

CITIZENSHIP

Q001003 Grades 3 to 5

Q001003 Grades 3 to 5 (second exhibit)

Q001002 Grades 6 to 8

Q001002 Grades 6 to 8 (second exhibit)

Q001001 Grades 9+

Q001001 Grades 9+ (second exhibit)

Exhibit examples include, but are not limited to:

◆ Exhibit by 4-H'er relating to the 4-H'er and their special relationships with family and friends, neighborhood or club and group. Activities such as: a) the member's pledge written; b) the meeting check list; c) description of the mock meeting conducted to demonstrate how to conduct a meeting; d) description of how club selects officers and how committee members are determined.

◆ Present evaluation sheets from local 4-H meetings and how you scored them. Include a story telling how you evaluated the meetings and changes made. ◆ Present community studies which you conducted. Include copies of your interview outline and, if available, pictures of you conducting an interview. ◆ Report of community projects and/or activities which you completed. Include plans of action as well as the evaluation of each. ◆ Describe the process and any difficulties and surprises that you encountered as you studied and developed your family history. Report on their settlement and life as part of their community. Include family memories, family traditions, maps made, etc. and pictures taken. ◆ Describe citizenship activity that you or your club did to understand or practice better government or demonstrate how our democracy works. ◆ Present activities you did to help the club to better understand political parties in a democracy or voters in a democracy. List career possibilities related to government. ◆ A written narrative and/or visual communication presentation of eight to ten minutes, using photos, video and/or slides, to show how you worked with others in your community to solve problems.

GLOBAL CONNECTIONS

Q003003 Grades 3 to 5

Q003003 Grades 3 to 5 (second exhibit)

Q003002 Grades 6 to 8

Q003002 Grades 6 to 8 (second exhibit)

Q003001 Grades 9+

Q003001 Grades 9+ (second exhibit)

Exhibit examples include, but are not limited to:

◆ An exhibit, display, or other explaining about travels abroad, ◆ connection with a foreign exchange student, ◆ study about people and customs of the world or the world around me, ◆ poster or report explaining what you learned as a result of a cross-cultural home stay experience, ◆ report or display on mission trip, school trip, pen pal.

YOUTH LEADERSHIP

Q006002 Grades 6 to 8

Q006002 Grades 6 to 8 (second exhibit)

Q006001 Grades 9+

Q006001 Grades 9+ (second exhibit)

Exhibit examples include, but are not limited to:

◆ A written narrative of your leadership role in your club or county which may include: holding an elected office, committee work, camp counselor, part of event management, project organizer, on-going yearly responsibilities in a planned club program, and fund raising. You could include photos, articles, etc. in your narrative. ◆ An event, situation or activity in which you accepted a leadership role. May range from organizing, to ethical dilemma, to visioning role. Include photos or articles. ◆ A narrative or presentation using photos, video and/or slides, to show how you worked with others in your community to solve problems. ◆ A lesson plan for an activity or a project meeting that you have planned and presented. Include teaching outline, objectives, information to be presented, techniques to be used, etc. ◆ Display, scrapbook, poster (but not limited to these), that documents you taking charge and leading a service project. Share the steps from beginning to end.

Requirements for state fair:

Youth leader should be prepared to discuss the skills they have discovered, developed and shared with others through their involvement in Youth Leadership. This may happen individually or as a group.

4-H SELF-DETERMINED PROJECT

SELF-DETERMINED

Rules:

1. You may enter one team project and/or one individual project.
2. A team may consist of no more than three individuals.
3. Self-determined exhibits larger than display requirements (12" deep x 24" wide x 36" high) must have written permission from the Extension Office to be accepted for exhibit.
4. In conference judging, the member(s) must be able to discuss the process of selection, planning and management of a self-determined learning experience.

INDIVIDUAL PROJECT EXHIBIT

S111003 Grades 3 to 5

S111002 Grades 6 to 8

S111001 Grades 9+

TEAM PROJECT EXHIBIT

S222003 Grades 3 to 5

S222002 Grades 6 to 8

S222001 Grades 9+

Exhibitors are also encouraged to give working demonstrations.

YOUTH TEACHING YOUTH

Rules:

1. Teens who are currently teaching the Youth Teaching Youth program areas of: Alcohol and Tobacco Decisions, Positive Choices, Character Counts, and Talking with TJ education programs are eligible to enter.
2. You may enter one individual project and/or one team project (team consists of two or more). You may also enter one individual activity and/or one team activity (team consists of two or more).
3. Judging will take place Saturday, Aug. 8, 1 to 6 p.m. at the 4-H Building on the fairgrounds. Look for designated area.

Q333111 Individual project **Q333222** Team project

Q333333 Individual activity **Q333444** Team activity

Project exhibit examples include, but are not limited to:

- ◆ Promo banner, ◆ program support activities, ◆ posters, etc.

Activity/exhibit examples include, but are not limited to:

- ◆ Demonstration, musical, rap, play, scrapbook, speech presentation, etc.

Call Amanda Ullrich or Carissa Akpore at the Extension Office at (651) 480-7700, for more information.

CLOVERBUD

The 4-H Cloverbud program is for K-3rd graders who have enrolled and completed their Cloverbud record.

Rules:

1. Cloverbud members may enter **three** exhibits for non-livestock judging, may also have one exhibit in the Cloverbud Pet Show, one dog in the dog show, one Cloverbud Constructed Garment, one Cloverbud "show and tell" demonstration and participate in Bird Calling.
2. Exhibitors will be conference judged by a Cloverbud judge.
3. Cloverbuds will be awarded a \$2.50 premium and receive a special Cloverbud ribbon only. Cloverbuds are not eligible for champions.
4. For ideas on exhibits, check with exhibit suggestions of the regular 4-H project area that most closely resembles the project.
5. Non-livestock judging will take place on Saturday, Aug. 8, 1 to 6 p.m. at the Arts In Stage in the 4-H Building on the fairgrounds, however the judges will have a break from 4 to 4:30 p.m.
6. Cloverbuds must complete a Cloverbud Record.

V620001 Cloverbud Non-Livestock (first exhibit)

V620001 Cloverbud Non-Livestock (second exhibit)

V620001 Cloverbud Non-Livestock (third exhibit)

CLOVERBUD PET SHOW

Rules:

1. Cloverbud may enter one pet in this show.
2. The Cloverbud Pet Show will take place on Tuesday, Aug. 11, starting at 2:00 p.m. on the 4-H Arts In Stage.
3. Cloverbud members may exhibit rabbits, chickens and other small pets. No large animals are allowed.
4. Dogs over six months old must be shown at the Dog Show Sunday, Aug. 9 in the Cloverbud classes. Dogs shown as pets must be at least three months and under six months of age and show certificate of rabies vaccination at registration.

V620003 Cloverbud Pet Show

CLOVERBUD DOG SHOW - Sunday, Aug. 9 at 11:00 a.m.

See Dog classes for more information.

Z005001 Cloverbud Dog Grooming and Manners

Z005002 Cloverbud Dog Costumes

Z005003 Cloverbud Dog Tricks

CLOVERBUD CLOTHING & TEXTILES

Cloverbuds participating in Cloverbud Clothing and Textiles will be in a special group during evaluation Thursday, July 23. Exhibitors will be judged by the Clothing and Textiles judges, keeping in mind the Cloverbud's skill level. They will be awarded a \$2.50 premium and receive a special Cloverbud ribbon for construction evaluation. **Please contact Cherie at the Extension Office to request a copy of the Clothing letter with schedule and more details.**

V620007 Cloverbud Constructed Garment

(Constructed by Cloverbud member)

V620008 Cloverbud Fashion Review (no premium)

CLOVERBUD DEMONSTRATION

The Cloverbud demonstration is for K-3rd graders who want experience in giving demonstrations. These are the same as a traditional demonstrations only they are shorter in length, three to five minutes long. This is for Cloverbud 4-H members only. Cloverbud demos will be Friday, August 14 starting at 2:00 p.m. in the 4-H Building on the Dakota County Fairgrounds. Cloverbuds need to complete a Demonstration Registration form and submit it by July 6 with their Fair Registration Form.


V620009 Cloverbud "Show and Tell" Demonstration

BIRD CALLING COMPETITION

To be held Tuesday, Aug. 11 at 2:00 p.m. at the 4-H Arts In Stage in the 4-H Building.

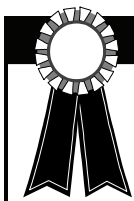
P666004 Cloverbuds (grade K-2)

See Shooting Sports /Wildlife Management classes for details.



For information on the 4-H Cloverbud program in Dakota County call (651) 480-7755.

4-H MECHANICAL SCIENCE PROJECTS



MECHANICAL SCIENCE

JUDGING: Saturday, August 8
1 to 6 p.m. in the 4-H Building

★ Premiums: Blue - \$3.25; Red - \$2.75; White - \$2.50

Oversized Exhibits need prior approval from 4-H Staff. Please call (651) 480-7702 to request approval before July 30.

AEROSPACE

Two exhibits are allowed for each member in this project area, however, the exhibits must be from different areas: rocketry, airplanes, or flying.

O001003 Grades 3 to 5 **O001003** Grades 3 to 5 (second exhibit)
O001002 Grades 6 to 8 **O001002** Grades 6 to 8 (second exhibit)
O001001 Grades 9+ **O001001** Grades 9+ (second exhibit)
O001004 Exhibit from Tech Team Workshop

State Fair trips will be chosen from all phases of Aerospace together.

Rules:

1. Flyable models should be ready for flight (do not include fuel); recovery system should be in place and operative.
2. Members should be familiar with safety codes in 4-H curriculum.

Exhibit examples include, but are not limited to:

◆ Model airplane made from kit (flyable or plane that does not fly),
◆ model airplane from own design, rocket made from kit (flyable),
◆ rocket made from own design (flyable), ◆ display of aviation principles or in-flight procedures, ◆ display of special interest area of aviation or space.

Launching pads should not be exhibited at the fair. Members are encouraged to do a demonstration at the county fair.

BICYCLE

BICYCLE EXHIBIT

O002003 Grades 3 to 5
O002002 Grades 6 to 8
O002001 Grades 9+

Exhibit examples include, but are not limited to:

◆ Science exhibit such as care of a bike, tips on purchasing a bike correctly, mechanical concepts related to biking, ◆ poster on bicycle safety, how to put together a bike trip, restoration of an old bicycle, etc.;
◆ notebook or picture story of a bike rodeo you helped with; ◆ a display of how to wear a helmet presented at a project meeting; ◆ display of equipment used to teach others about bike repair or first aid; ◆ or research for a paper or speech on some aspect of bicycling that was presented to a class or service club. ◆ Consider including supplemental materials such as posters, photo, slides, videos, or other props.

TRACTOR

TRACTOR EXHIBIT

O007003 Grades 3 to 5
O007002 Grades 6 to 8
O007001 Grades 9+

Rules:

1. Check space requirements for large exhibits with staff. Oversized Exhibits need prior approval from 4-H Staff at (651) 480-7702.
2. Fuel must be removed from exhibits for display.

Exhibit examples include, but are not limited to:

◆ a poster, video, display, notebook, representing your project learning; ◆ restored, reconditioned, rebuilt tractor. Exhibit may represent learning about tractor safety, history, use, purchasing decisions, establishing a custom business with your field or lawn tractor, or material prepared to train others.

ELECTRIC

Rules:

1. Call 4-H Staff at (651) 480-7702 for Oversized exhibit approval by July 30.
2. A wiring diagram or schematic must accompany all electric and electronic exhibits.

O004003 Grades 3 to 5 **O004003** Grades 3 to 5 (second exhibit)
O004002 Grades 6 to 8 **O004002** Grades 6 to 8 (second exhibit)
O004001 Grades 9+ **O004001** Grades 9+ (second exhibit)
O004004 Exhibit from Tech Team Workshop

Exhibit examples include, but are not limited to:

◆ Electronic item built from kit, plan, or own design with an explanation of what it is and how it is used. ◆ Science exhibit, such as: How electric motors work; How electricity is generated; Principles of a transistor or vacuum tube. ◆ Safe use of electricity, such as reasons for grounding appliances, etc. ◆ Working electrical item constructed for home, yard or farm. ◆ Display showing careers in electrical field, electrical experiment (may or may not have worked), educational display used in teaching others, etc. ◆ Diagram of wiring in your home/farm showing switch locations, fuse boxes, wire size, capacities, fuse sizes, total bulk wattage, appliance wattage, number of circuits, and types of wiring installation.

SHOP - WOOD or METAL SCIENCE

Rules:

1. The exhibit should take up no more than 20 sq. ft. of floor space. Oversized exhibits will not be accepted unless they have prior approval of an Extension Educator.
2. Attach a card to all exhibits with the following information on it: Member name, grade and where article was made (school, home or shop), construction materials, unusual joinery, finishing techniques and total cost.

O005003 Grades 3 to 5 **O005003** Grades 3 to 5 (second exhibit)
O005002 Grades 6 to 8 **O005002** Grades 6 to 8 (second exhibit)
O005001 Grades 9+ **O005001** Grades 9+ (second exhibit)

Exhibit examples include, but are not limited to:

◆ Article made of wood, ◆ wooden or metal article repaired, finished or refinished, ◆ a science exhibit on properties, uses or processing of wood, ◆ article made of metal, welded projects.

SMALL ENGINES

At the county contest the Small Engines division will consist of conference judging of an exhibit and a contest. **The contest will be on Saturday, Aug. 8 from 4-6 p.m. in the 4-H Building will include:**

Written exam.

Practical trouble shooting.

Parts and tool identification and use.

Small engine exhibit

Contestant and exhibit are required to participate in small engine contest.

O006003 Grades 3 to 5
O006002 Grades 6 to 8
O006001 Grades 9+

Exhibit examples include, but are not limited to:

◆ 4 cycle engine, ◆ 2 cycle engine, ◆ Lawn & garden equipment. ◆ Small engine that has been reconditioned or repaired. ◆ A device constructed by a member utilizing a small engine. ◆ Display on the parts of an engine.

NOTE: State fair oversized exhibits or exhibits over 20# will need to be transported by exhibitor to state fair. All state fair exhibits must be in place before the fair starts. Call 4-H Staff at (651) 480-7752 for specific drop-off dates and times.

4-H MECHANICAL SCIENCE PROJECTS

COMPUTER

- O003003** Grades 3 to 5 **O003003** Grades 3 to 5 (second exhibit)
O003002 Grades 6 to 8 **O003002** Grades 6 to 8 (second exhibit)
O003001 Grades 9+ **O003001** Grades 9+ (second exhibit)

Rules:

1. Computers may be used for judging, but emphasis is on documentation, screen print and summary. Exhibits that include hardware or expensive items should be brought just for the day of judging and then taken home. A colored photograph should be taken of expensive items prior to fair and displayed in the exhibit.
2. Reports and written summaries should be bound in a booklet or placed in a folder.
3. Exhibitors may bring a computer. Exhibitors are responsible for storage, safety and set-up of their computer including extension cords. The County Fair or Extension Office will not be responsible for lost, stolen or damaged computers.

Exhibit examples include, but are not limited to:

◆ Chart, graph, poster, visual/display or three dimensional display that shows the components of a computer and how they work. May include a short, written summary. ◆ Display and/or written summary of one of the following consumer choices involved when buying a computer; history of computers, changes in society resulting from the invention of computers, the ethics (copyright laws, privacy) involved in using computers. ◆ Computer technology, computer language or languages, computer hardware other than monitors, keyboards or disk drives, how computer software can be put to use. ◆ How exhibitor has used a computer in an application related to 4-H.

◆ A study on a computer science career, include positions available, skills needed, course work needed to obtain skills and programs offered at universities and other institutions which relate to the career available, skills needed, course work needed to obtain skills and programs offered at universities and other institutions which relate to the career. ◆ An outline or lesson plan for teaching other members about computers, or a plan to use the computer as a teaching tool for another 4-H project. ◆ A short computer program written by the member including a statement of purpose for the program, flow chart, listing of program and listing of a run of the program. ◆ Software developed by the 4-H member. Include statement of objectives, list, run and discussion of program. Programs must be original or enhanced or adapted by a member from an existing program.

GEOSPATIAL

- S007003** Grades 3 to 5
S007002 Grades 6 to 8
S007001 Grades 9+
S007004 Exhibit from Tech Team Workshop

Rules:

1. Exhibits must be labeled with name, county, grade and club on all pieces of the exhibit. Fair staff will not be responsible for lost, stolen or damaged exhibits.
2. Exhibits may include a poster, display or booklet. 4-Hers may additionally share their project work through a computer based presentation. Exhibitors will need to bring the appropriate software and presentation data.
3. Exhibits will be conference judged.
4. Exhibits may include community maps, comparison of GPS units, ways in which GIS and GPS programs are used, and reviews of

Note: Geographic Information System and Global Positioning System (GIS/GPS) programs allow 4-H members to explore science, engineering and technology and combine to form the content for the Geospatial project area. Appropriate work in this area can include investigations into the history of GIS and/or GPS, current uses, equipment and software and more. Development of GIS maps that incorporate waypoints and trails created through GPS are encouraged.

ROBOTICS

- S008003** Grades 3 to 5
S008002 Grades 6 to 8
S008001 Grades 9+
S008004 Exhibit from Tech Team Workshop

Rules:

1. Exhibits must be labeled with name, county and grade on all pieces of exhibit. Fair staff will not be responsible for lost, stolen or damaged robots or parts.
2. Exhibits may have a one page report explaining the function, purpose and construction of the robot.
3. In addition to conference judging exhibitors will participate in the Legos Robotics demonstration area.

Exhibit examples include, but not limited to:

◆ A robots, a display, diagrams of programming, booklets, etc.

Note: The goal of the 4-H robotics program is for the 4-H members to explore science, technology and engineering through designing and building a functioning robot. The robot can be either programmable or remote controlled. The robot can be created by an individual or a group.

TECH TEAM WORKSHOP EXHIBIT


- O001004** Aerospace Exhibit
S007004 Geospatial Exhibit
O004004 Electric Exhibit
S008004 Robotics Exhibit

Rules:

1. Exhibits must be labeled with name, county and grade on all pieces of exhibit. Fair staff will not be responsible for lost, stolen or damaged parts.
2. Exhibit must be item constructed from knowledge learned at a Dakota County 4-H Tech Team workshop.
3. Exhibit will be judged in specific project area i.e. an aerospace exhibit will be judged by the Aerospace judge.

Dakota 4-H Tech Team

Are you enrolled in the Mechanical Science project area? Join us as we discover new areas in the Mechanical Science area. Discover the GIS (Geographical Information Systems), GPS (Global Positioning Systems), Robotics, and Remote controlled airplanes projects.




This team meets throughout the year to enjoy computer programming and engineering designs to make things work. Call Dakota County 4-H for more information at (651) 480-7755.



Experience The  Adventure

4-H ECONOMICS PROJECTS



ECONOMICS PROJECTS

JUDGING: Saturday, August 8
1 to 6 p.m. in the 4-H Building

★ Premiums: Blue - \$3.25; Red - \$2.75; White - \$2.50

CONSUMER EDUCATION

Two exhibits are allowed for each member in this project area. However, these exhibits must be entered in two different classes.

Rules:

1. Exhibitors should be able to explain their choices and the reasons for their choices.

N003003 Grades 3 to 5 **N003003 Grades 3 to 5** (second exhibit)
N003002 Grades 6 to 8 **N003002 Grades 6 to 8** (second exhibit)
N003001 Grades 9+ **N003001 Grades 9+** (second exhibit)

NOTE: Consumer Education exhibits DO NOT have to be related to foods and nutrition topics. They may come from Clothing & Textiles, Child Development, Home Environment, Fiber & Needle Arts, Foods & Nutrition or other areas.

Exhibit examples include, but are not limited to:

- ◆ A file, folder, notebook, etc. for saving labels and/or instruction booklets with example of how used.
- ◆ Label comparison showing different types of labels and information included.
- ◆ Consumer comparison comparing at least four model items of same, showing features, costs, etc., with best item selected and reasons why. Use drawings or photos to illustrate.
- ◆ Analysis of newspaper, magazine, or television advertising explaining information given and emotional appeal.
- ◆ Guarantee/warranty and explanation of what it means.
- ◆ A consumer complaint and how it was settled.

- ◆ Different sources of information for consumer comparisons and an example of how these sources were used.
- ◆ Teaching plan, game, activity, etc. used to teach others about consumer education.
- ◆ Display showing a textile and clothing "fact" or "why" related to clothing selection, fabrics, clothing care, etc. Actual products, pictures, diagrams, etc. may be used to teach the idea. Include a sketch, diagram or snapshot to show how the exhibit is to be set up for display.
- ◆ Collection of information or ideas related to work done in 4-H clothing project. Include a statement on the purpose of the collection and how it will be used in the future. (Could be a notebook, file, historical study of family clothing, etc.)

- ◆ Any outdoor gear item sewn by 4-H member for self or someone else. This may include skiwear, snowmobile suits, outdoor jackets and vests, backpacks, sleeping bags, etc. Kits may be used. Include cost comparison of making this item versus purchasing it.
- ◆ Any garment designed and constructed by the 4-H member implementing proper sewing techniques. This may include an original design, pattern adaptation, fabric adaptation and/or original fabric (made or designed by exhibitor). Garment must show good use of design principles. Display garment with explanation and illustration of style or fabric changes. For original design or fabric, explain steps in developing the idea.

- ◆ Any garment recycled by 4-H member to make it a more wearable part of the wardrobe. Changes may be in design or fit. Include photograph or drawing of the original garment. Include a description of the changes made and how the garment is improved.

Join the 4-H Consumer Decisions-Making Judging Team

What is the Consumer Decision-Making Program?

Judging is making a decision and telling why you made it. Seldom a day goes by that you do not have decisions to make. When you buy groceries, you must constantly choose between brands while considering quality, size, and cost in making a purchase. How carefully we select the apples from a grocery counter. Consider the many decisions involved in the selection of an automobile! In 4-H, judging is essentially a matter of comparing items and deciding which is better and why. Our goal is to teach 4-H members to make wise consumer decisions.

The Dakota County 4-H Consumer Decisions Judging teams will compete on Wednesday, August 26 on the MN State Fair Grounds at the State 4-H Consumer Decision-Making Contest. To be a part of this great team, contact Kristie at (651) 438-1164.


FREE NITRATE WATER TESTING

Samples may be dropped off at the Dakota County Water Resources exhibit in the Horticulture Building, Monday, August 10 between 4 and 10 p.m. and Tuesday through Saturday between 10 a.m. and 10 p.m. Samples will be tested off-site and the results will be phoned, emailed, or mailed to owners.

Testing while you wait will be done Tuesday, Wednesday, and Thursday from 4 to 7 p.m. in the Horticulture Building. Testing while you wait will also be done Saturday, August 15 from 10 a.m. to 4 p.m. in the 4-H Building. Signs will be posted.

Samples (approximately 1 cup) should be collected in a small, clean bottle or jar and refrigerated until brought to the fair. If bringing samples from multiple wells or untreated vs. treated water (such as reverse osmosis or distillation, not a water softener), clearly label samples. If you have any questions, please call (952) 891-7557.

4-H HOME ECONOMICS PROJECTS



HOME ECONOMICS

JUDGING: Saturday, August 8
1 to 6 p.m. in the 4-H Building

★ Premiums: Blue - \$3.25; Red - \$2.75; White - \$2.50

FOOD & NUTRITION

Members enrolled in the Foods Project may enter exhibits in all of these exhibit areas.

FOOD PREPARATION

Rules:

1. Bring a copy of the recipe prepared.
2. The purpose of the exhibit is to show what the 4-H'er has learned. Exhibitors should be prepared to discuss with the judge references and information sources, nutritional values, methods, menu, costs, etc., as appropriate to the exhibit.
3. Pictures, food models, plaster, plastic, paper mache', etc. are preferable to perishable foods in an educational exhibit. (Perishable foods should be used only if they add to or help explain the educational exhibit. If perishable food is part of the exhibit, the food is to be brought in just for judging).
4. Exhibits containing perishable foods should only be one (1) exhibit size such as: one loaf of bread, four rolls, three cookies or three bars, and should be shown on a disposable plate.
5. Exhibitor can only use a single food item once for judging: for example a single food item judged in Food Preparation cannot be judged again in Food Review or another area.
6. Photos will be taken of 4-H member and exhibit.

N555003 Grades 3 to 5 **N555003 Grades 3 to 5** (second exhibit)
N555002 Grades 6 to 8 **N555002 Grades 6 to 8** (second exhibit)
N555001 Grades 9+ **N555001 Grades 9+** (second exhibit)

Exhibit examples include, but are not limited to:

◆ Breads, ◆ dairy foods, ◆ microwave cooking, ◆ international foods or food from other cultures, ◆ meats, etc. ◆ For additional suggestions see your Foods and Nutrition project bulletins.

FOOD EDUCATION OR FOOD SCIENCE

N666003 Grades 3 to 5
N666002 Grades 6 to 8
N666001 Grades 9+

Rules:

Exhibit may be a poster, mobile, three-dimensional display, scrapbook, balance beam, charts, journals, pictures, slides, equipment, supplies, photographs, puppet play, skit, judging comparison, taped interview, file of ideas, research study, etc.

Exhibit examples include, but are not limited to:

◆ A display explaining a special project (can be a team effort of two members), ◆ exhibit that helps you understand scientific principles related to food ◆ health that may improve your use of food for better, healthy living (include a statement of purpose, hypothesis to be tested, methods used, and results of the application), etc. ◆ study of nutrients needed for yourself or someone else, using the dietary guidelines and Food Guide Pyramid, ◆ adapt a recipe to show healthier ingredient choices, ◆ study of how physical fitness and/or food choices are related to disease (such as: cancer, heart disease, osteoporosis, diabetes, etc.), ◆ study of labels from similar food items, comparing important nutrient content like fat, fiber, and sugar, ◆ exhibit showing food and/or kitchen safety, ◆ nutrition/food science experiment.

FOOD PRESERVATION

Rules:

1. All recipes, procedures, and times followed must be according to current USDA and/or National Center for Home Food Preservation recommendations.
2. Containers should be labeled with a 2" x 3" label with the following information: name, county, product, processing time and method, and date product was packed.
3. Jars should be heat-tempered glass canning jars.
4. All jars should be sealed. Leave screw bands on two piece jar lids. Jellies and jams should be covered lids.
5. Use pint jars for fruit, vegetables, and fish; one-half pint jars for jams and jellies; one quart jars for pickled products.
5. No artificial food coloring should be added to the entries.
6. Jellies and jams must be processed in boiling water bath according to USDA and/or University of Minnesota food preservation publications. Note: Paraffin is not acceptable.
7. No jams, jellies, or spreads needing refrigeration or freezer storage will be accepted.
8. Dried foods may be stored in glass jars, self-sealing plastic bags, or airtight plastic bags. Quantity of dried foods should be: fruits or vegetables 1/2 cup or more of each; herbs 1/4 cup of each in whole leaf form; three strips of meat (i.e. venison or beef jerky).
9. An exhibit consists of two jars or packages of different foods in the same category, i.e. peaches and pears or apple jelly and mint jelly, two different herbs.

N006003 Grades 3 to 5 **N006003 Grades 3 to 5** (second exhibit)
N006002 Grades 6 to 8 **N006002 Grades 6 to 8** (second exhibit)
N006001 Grades 9+ **N006001 Grades 9+** (second exhibit)

Exhibit examples include, but are not limited to:

◆ vegetables, fruits, ◆ jams, jellies, preserves, low-sugar spreads (no frozen) ◆ pickled products (fermented or added acid, including pickles, sauerkraut, relishes, salsa) ◆ meats, poultry and/or fish, ◆ dried vegetables, dried fruit ◆ dried herbs ◆ beef or venison jerky ◆ a food science experiment or educational display.

FOOD REVIEW

Rules:

1. Exhibitors should bring to the fair: one item of food from the menu; a place setting which includes dishes, silverware, glassware, linens and centerpiece for the course in which the food is served; a recipe for the food mounted on a 8-1/2" x 11" poster; a meal menu mounted on an 8-1/2" x 11" poster; a mounted color photo of the place setting with the food item shown (you need 3 posters, recipe, menu, & photo). Posters should be freestanding.
2. The food review display must be no larger than 30" square. In addition, exhibitors should bring a single poster no larger than 8-1/2" x 11", preferable freestanding, displaying their menu, photo and recipe. This will be left at county fair along with the dishes, silverware, glassware, linens and centerpiece.
3. Food review will be judged on food knowledge, management knowledge, nutrition knowledge, menu, food, and table setting. The judge may or may not taste the food.

N007003 Grades 3 to 5 **N007003 Grades 3 to 5** (second exhibit)
N007002 Grades 6 to 8 **N007002 Grades 6 to 8** (second exhibit)
N007001 Grades 9+ **N007001 Grades 9+** (second exhibit)

4-H HOME ECONOMICS PROJECTS

CLOTHING & TEXTILES

Judging Instructions:

1. Clothing construction exhibit judging and Fashion Review evaluation will take place on the same day, Thursday, July 23. The public style show will also be on July 23 at 7:00 p.m. A special letter with details and location will be sent to clothing members.
2. Cloverbud members may exhibit a constructed item and participate in fashion review. Please contact the Extension Office at (651) 480-7700 for a copy of the Clothing judging details letter. Please refer to the Cloverbud section for more information. Participation ribbons awarded. Not eligible for Court of Honor.
3. Participation in the Fashion Review is not mandatory for clothing members.
4. In order to participate in the fashion show, constructed, purchased and consumer garments must be evaluated for construction.
5. Constructed and purchased exhibits judged on August 8 at the fair will not be eligible for championship or state fair trip.
6. All garments and teaching exhibits will be kept in storage from judging day until the last day of the County Fair. Outfits will be put on display prior to the County Fair.

CLOTHES YOU MAKE AND CLOTHES YOU BUY

Rules:

1. Garments may have been worn before judging, but if you do so, should be cleaned and pressed before exhibiting.
2. All parts of an exhibit must have a label with the pattern company name and number, fiber content of fabric and care instructions, exhibitor name, grade, club, and county. This information should be typed or printed on a piece of white cotton material in indelible ink and tacked onto each garment piece at center back of neck or other easy to find location.
3. Items constructed should be appropriate for skill level and experience of exhibitor and must be sewn by the member.

CLOTHES YOU MAKE (Constructed Garments)

You may exhibit any sewn article or garment. Article or garment should have seam and hem finishes appropriate for garment and fabric.

N002012 Grades 3 to 5

Exhibit examples should include, but are not limited to:

◆ Article made other than a garment (pillow, etc.), ◆ simply constructed garment (shop or chef's apron, skirt, pants or shorts with elastic or draw string waistband, simple wrap skirt, T-shirt, or jumper).

Suggested fabrics include cottons, or cotton blends (denim, corduroy, cotton T-shirt knits, poplin, sailcloth, flannel, etc.)

N002002 Grades 6 to 8

Exhibit examples should include, but are not limited to:

◆ Constructed garment including three of the following: collar, set-in sleeves, buttons and buttonholes, gathers, tucks, pleats, zipper or waistband (include interfacing where appropriate); ◆ or constructed item other than a garment.

Suggested fabrics include cottons, or cotton blends (denim, corduroy, cotton T-shirt knits, poplin, sailcloth, flannel, etc.) man-mades (lightweight knits, challis, velour, gabardine, skiwear fabrics, etc.) or wool and wool blends (worsted, woolens, wool flannel, etc.)

N002001 Grades 9+

Exhibit examples include, but are not limited to:

◆ Constructed garment using a new fabric or technique (such as recycled, designed, outdoor gear, etc.)

CLOTHES YOU BUY (Purchased Garments)

Rules:

1. Only 4-H members in Grades 6 and older may exhibit in this category.
2. Purchased garment or outfit **must** be accompanied by a 1" - 3 ring binder that is 8 1/2" x 11" with, at minimum, the following information: a) Colored photo of member wearing the garment or outfit. Label photo with name, county, and color of complexion, hair, and eyes. b) Cost of garment. Explanation of why garment was purchased and examples of ways it will be used in existing wardrobe. Contact the Extension Office for guidelines on Purchased Garment.

N002004 Grades 6 to 8

N002003 Grades 9+

FASHION REVIEW

Purpose:

The fashion review program gives 4-H members the opportunity to:

1. Build self confidence and poise by developing an understanding of "self" which aids in the selecting and making of clothing that is becoming and expressive of one's personality.
2. Develop skills in planning, selecting, and making becoming clothes for different occasions.
3. Acquire knowledge and skills in planning, presenting, and participating in fashion review.
4. Practice leadership skills and roles, take part in community affairs, and demonstrate citizenship responsibility.
5. Explore career, job, and productive leisure opportunities.
6. Develop skills, knowledge, and attitudes for lifelong use.

Rules:

1. Fashion Review is planned for 4-H members who wish to model a garment they have made or purchased which is needed in their wardrobe.
2. Participants may model any clothing they have constructed, restyled, or purchased as a part of their 4-H clothing project.
3. Purchased and constructed garments will be evaluated according to separate criteria.

FASHION REVIEW - CLOTHES YOU MAKE

N004009 Grades 3 to 5

N004002 Grades 6 to 8

N004001 Grades 9+

Cloverbuds - please refer to Cloverbud section for appropriate numbers.

FASHION REVIEW - CLOTHES YOU BUY

4-H members in Grades 3-5 are not eligible to enter this category.

N004004 Grades 6 to 8

N004003 Grades 9+

FASHION REVIEW - CONSUMER EDUCATION

N004333 Grades 3 to 5

N004222 Grades 6 to 8

N004111 Grades 9+

Good Luck
4-H exhibitors

4-H HOME ECONOMICS PROJECTS

QUILTING

N002014	Grades 9+	N002014	Grades 9+ (second exhibit)
N002015	Grades 6 to 8	N002015	Grades 6 to 8 (second exhibit)
N002403	Grades 3 to 5	N002403	Grades 3 to 5 (second exhibit)

Rules:

1. Each item should include information listing: pattern book and name, fiber content of fabric and batting and care instructions. If not hand tied by the 4-Her, state who hand/machine quilted the final project. Note: depending on the skill level of 4-Her, someone else may do the final quilting
2. Item may be either machine quilted, hand quilted or hand tied.

Exhibit examples include, but are not limited to:

- ◆ A quilted item, such as a lap quilt, vest, jacket, full-size quilt, etc.
- ◆ Repair of an old quilt
- ◆ A display showing the history of quilting, trends in quilting, fabrics, or quilting patterns
- ◆ or many more ideas.
- ◆ No kits allowed.

HOME ENVIRONMENT

Rules:

1. Members exhibiting in this project should be prepared to discuss and/or have written information to show how their exhibit applies to the home, how and where it is used or displayed, and all the details of how it was made or selected. They should know about the subject matter of the specific exhibit, the materials used, how and why it was done, costs involved and alternatives considered. Exhibits will be evaluated on skills shown, usability of the item, design chosen and alternatives considered.
2. Pictures and wall hangings should be finished and ready to hang.
3. Purchased kits may not be used.
4. Because of the limited exhibit space available, exhibits must not take more than 20 square feet of floor space. Call 4-H Staff at (651) 480-7702 for prior approval of oversized exhibit by July 30.

To be eligible for state fair, exhibit must include:

A photograph and report showing its place in the home environment must accompany exhibits that are items for the home.

N008003	Grades 3 to 5	N008003	Grades 3 to 5 (second exhibit)
N008002	Grades 6 to 8	N008002	Grades 6 to 8 (second exhibit)
N008001	Grades 9+	N008001	Grades 9+ (second exhibit)

Exhibit examples include, but are not limited to:

- ◆ Item for care and/or maintenance of the home.
- ◆ Constructed or purchased storage unit or item.
- ◆ Useful or decorative cloth item made for the home.
- ◆ Room accessory made for the home.
- ◆ Original item for the home, made from a discarded item.
- ◆ Finished or refinished wood item.
- ◆ Repaired, restored, or remodeled item for the home.
- ◆ An article remade or reclaimed for the home with a link to the past including the family ties or history of the item, its past use, and its present use.
- ◆ Item or procedure to make the home more safe.
- ◆ Item and/or plan for conserving energy or natural resources.
- ◆ Chart and/or plan for care and maintenance of personal space in the home including daily, weekly, monthly, and yearly jobs.
- ◆ Decorator planning file with pictures and articles on design, furnishings, furniture, decorating, remodeling, and/or floor plans, etc., with notes on how and why ideas could be used.
- ◆ Care and maintenance file with appliance and equipment manuals, articles and pictures on care, maintenance, and management of the home, etc., with notes on how and why ideas could be used.
- ◆ Diagram and analysis of a room's arrangement, traffic patterns, activity space, and storage space with suggestions for change if needed.

- ◆ Care and maintenance products for the home stored in proper containers.
- ◆ Comparison of brands of one type of purchased home care product or comparison of purchased with homemade home care product of one type.
- ◆ Chart and/or plan for the care and maintenance of the inside of the home including daily, weekly, monthly and yearly jobs.
- ◆ Chart and/or plan for the care and maintenance of the outside of the home including daily, weekly, monthly and yearly jobs.
- ◆ Chart and/or plan for efficient storage of specific items in rooms, closets, basement, garage or attic, etc. including what was done to make that storage suitable for the items with before-and-after photos.

- ◆ Description, diagrams/photos and samples of room decorating plan including style, design, principles, color scheme, textures and costs.
- ◆ Description, diagrams/photos, samples (if appropriate) and costs of a redecorating plan showing before and after.
- ◆ Description, diagrams/photos, samples (if appropriate) and costs of an interior remodeling plan showing before and after.
- ◆ Description, diagrams/photos, samples (if appropriate) and costs of an exterior remodeling plan showing before and after.
- ◆ Description, diagrams/photos and samples (if appropriate) that demonstrate a recycling procedure.
- ◆ Re-upholstered furniture.

- ◆ Comparison study with photos/illustrations, labels (if appropriate) and explanation of consumer choice skills used in selecting an item for the home.
- ◆ Original item designed and made for the home and/or its surroundings.
- ◆ Photo/diagram and explanation of lighting for a specific purpose with explanation of why this type of lighting and type of fixture was chosen.
- ◆ Comparison and evaluation of five floor plans giving advantages and disadvantages and why.
- ◆ A study with diagrams/photos and report of furniture styles and their history.
- ◆ A study with diagrams/photos and report of architectural styles and their histories.
- ◆ Floor plan of your home with furnishings, traffic patterns and work/activity areas identified, analysis of how efficient and functional it is with suggestions for changes if needed.

- ◆ Study of housing alternatives in your community including types, quantity, costs, advantages and disadvantages for stages of life cycle; analysis and evaluation; suggestions for changes if needed.
- ◆ Study of old building(s) or house(s) in your community with photos/diagrams and report on history, design style, original use, changes made, new/different uses and your evaluation of it.
- ◆ A remedy for cold climate housing problems such as rot, mildew, condensation, etc. caused by poor indoor air quality and superinsulation.
- ◆ A study/analysis of changes in the people and the home when there is a family-based business in the home.
- ◆ A study of home environment-related careers based on information from researching printed materials and talking to people in various types of related careers.
- ◆ A teaching kit with planned lesson activities and teaching materials.

4-H HOME ECONOMICS PROJECTS

CHILD DEVELOPMENT

Rules:

1. Exhibitors should be prepared to discuss at judging the age and other characteristics of the child for whom the exhibit is intended and how the exhibit contributes to the child's growth, development and well-being.
2. The item should be used with children before exhibiting and a photograph of this activity must accompany the exhibit. Signs of use will not detract from the placing of the exhibit.

N001003 Grades 3 to 5 **N001003 Grades 3 to 5** (second exhibit)

N001002 Grades 6 to 8 **N001002 Grades 6 to 8** (second exhibit)

N001001 Grades 9+ **N001001 Grades 9+** (second exhibit)

Exhibit examples should include, but are not limited to:

◆ Original book, story, poem, song, essay, photographic display, poster, journal, scrapbook, file about children. Include in writing or illustration something the 4-H'er has learned about the growth and development of children. ◆ Any child's toy, game, puzzle, etc. made by exhibitor from new or recycled material. Describe how this is appropriate for the child for whom it was made. ◆ Original book, story, poem, song, play, cookbook, audio or video tape and narrative activity book or safety manual for children. ◆ Original child's game, story, poem, song, etc. Display in an interesting way. Explain how used with child.

◆ Babysitting kit. Identify age of child for whom planned. Be ready to explain how items fit child's development. ◆ Scrapbook, journal, poster, collage, etc. explaining growth and development of a child. ◆ One item or coordinated items for child's room such as a developmental toy, toy storage, furniture, mobile, quilt, etc. Item made by exhibitor can be new, refinished or recycled

◆ Consumer study booklet, poster, etc. of at least six commercial toys. Consider age of child, use, safety, how it aids growth and development, and cost. Display in an interesting manner. Do not include toys in display. ◆ Babysitting kit, travel kit, rainy day kit. Identify age/s of child for whom planned and why it is appropriate for that stage of development.

◆ Safety manual. Include emergency information, first aid measures, etc. ◆ Original story, game, song or play about safety, child behavior, child history or learning experience. ◆ Item for child or exhibit about children on family heritages, history of childhood or child's personal history. ◆ A creatively developed program and/or item used for or with a person with a special need (gifted, developmentally delayed, physically impaired, etc.).

◆ Scrapbook, photographs, items, reports, video, etc. on family heritage with description of what was learned about self and family. ◆ Collections of articles, speeches, etc. on various points of view of an issue concerning children, parenting, grandparents, families, discipline, TV, feelings, or sex roles with exhibitor's position and why. ◆ Puppets, flannel board characters to accompany a child's story.

◆ Teaching plans, lessons, activities, etc. for teaching others about the stages of child development, specific children's issues, etc. and results of use. ◆ Articles, speeches, etc. on child abuse, its prevalence and effect on the child's development. Display should include listing of resources for intervention and education. ◆ Study of a topic related to children and/or families giving purpose, activities and outcomes.

NEEDLE ARTS

Guidelines:

1. Primary criteria for evaluation is skill in a particular technique as shown by the finished article.
2. Other criteria for evaluation are general appearance, expression of ideas, creativity, use, etc.
3. Exhibit could be items of clothing or articles for the home and community.
4. Exhibit must be made with a needle, hook, hand-tool, etc. and be wholly **hand worked** except for minor finishing details.
5. Items may be made from kits.
6. All items must be completely finished, i.e., a wall hanging ready to hang including hanger; pillows ready to use, etc.
7. Each exhibit should include a consumer information tag, if appropriate, with the following information: pattern company, name and number, technique, fiber content, cost and care instructions

KNITTING

N999003 Grades 3 to 5 **N999003 Grades 3 to 5** (second exhibit)

N999002 Grades 6 to 8 **N999002 Grades 6 to 8** (second exhibit)

N999001 Grades 9+ **N999001 Grades 9+** (second exhibit)

CROCHETING

N900003 Grades 3 to 5 **N900003 Grades 3 to 5** (second exhibit)

N900002 Grades 6 to 8 **N900002 Grades 6 to 8** (second exhibit)

N900001 Grades 9+ **N900001 Grades 9+** (second exhibit)

Knitting and crocheting exhibit examples include, but are not limited to:

◆ Potholder, scarf, placemat, toys, afghans, shawl, sweaters, dresses, novelty yarns, etc. ◆ Comparison and evaluation of materials, supplies or crochet accessories ◆ Story, poster or display about crochet/knitted heirloom from your family or a local museum. Include how item should be preserved ◆ Poster, scrapbook, or display on how item could be priced, advertised and marketed.

NEEDLEWORK

N909003 Grades 3 to 5 **N909003 Grades 3 to 5** (second exhibit)

N909002 Grades 6 to 8 **N909002 Grades 6 to 8** (second exhibit)

N909001 Grades 9+ **N909001 Grades 9+** (second exhibit)

Needlework exhibit examples include, but are not limited to:

◆ Any needlework item or display ◆ Handquilted item ◆ Embroidery and crewel ◆ Hardanger ◆ Needlepoint item ◆ Counted-cross-stitch item ◆ Weaving ◆ Appliqué ◆ Other.

NEEDLE NETWORK WORKSHOP

N090333 Grades 3 to 5 **N090333 Grades 3 to 5** (second exhibit)

N090222 Grades 6 to 8 **N090222 Grades 6 to 8** (second exhibit)

N090111 Grades 9+ **N090111 Grades 9+** (second exhibit)

Exhibit made at any of this years' Needle Network workshops.

Exhibit must be completely finished.

4-H CLUB PROJECTS

CLUB PROJECTS



CONFERENCE JUDGING: Saturday, August 8
1 to 6 p.m. in the 4-H Building

★ Premiums: Champion - \$25; Reserve Champ. - \$20;
Participation - \$15

CLUB PROJECTS

All club projects will be conference judged. Select two or three members to participate in conference judging.

At the state fair, delegates who represent their clubs may not exhibit in any other individual project area.

4-H CLUB SCRAPBOOK

T222004 4-H Club Scrapbook (State fair trip awarded)

Guidelines:

1. Organize a club scrapbook that is no larger than 16" x 13", includes information and/or pictures about their club meetings, activities, and participation in local, county, district and state 4-H events.
2. The scrapbook should be arranged in order from fall 2008 up to the county fair.

4-H CLUB BANNER

T222012 Banner (State Fair Trip awarded)

Guidelines:

1. Banner must be 3' x 5' and designed to hang vertically (in order to be eligible for State Fair.)
2. It must be complete and equipped with a dowel and yarn or rope tied on the dowel for hanging.
3. Banner must be made of fabric, NO PAPER, and can be one- or two-sided. NOTE: Only the design on ONE side of the banner will be judged.
4. Emphasizing joining 4-H or a 4-H project, or showing Dakota County 4-H identity are suggested.
5. Club's name needs to be visible on the backside of the banner.
6. One banner selected as state fair entry. Only the banner is sent to the state fair, no member trips are awarded.

4-H COMMUNITY PRIDE

T002001 Community Pride (State fair trip awarded)

Purpose: To provide an incentive for 4-H youth to be actively involved in having a positive effect in their community. The purpose of the Community Pride project is to stimulate projects offering a variety of real, learn by doing experiences that deal with community improvement related skills, knowledge and beliefs.

Guidelines:

The exhibit must have two parts:

- a. A two-page Community Pride Summary Form available from the Extension Office.
- b. A three-sided poster display, not to exceed 12" deep x 24" wide x 36" high, video or other visual method which visually highlights the entire project or certain parts of the project in a manner which tells the public what positive effects the project had on the community.

Two youth delegates from the club who participated in the Community Pride Project will represent the club members in conference judging process. The Summary Form and the Poster Display will be used by the delegates in the Conference Judging process.

PARK BENCH OR PICNIC TABLE (No state fair trip)

T222002 Park Bench or Picnic Table

Guidelines:

1. Plan and design a picnic table or park bench that promotes a 4-H theme for the county fairgrounds.
2. Plans may be original or a pattern may be obtained from Cherie at the Extension Office.
3. May be made from any type of wood or metal.
4. Must be able to seat and hold at least two people.
5. Will be used outside so make sure all materials are weatherproof.
6. All benches and picnic tables will be donated to 4-H and will be used in the 4-H Building to promote 4-H and for the enjoyment of the fair visitors for many years to come.

CLUB OUTDOOR CONTAINER GARDEN

T222005 Club Outdoor Container Garden (No state fair trip)

Guidelines:

1. Plan, arrange and maintain a growing flower, herb or vegetable garden container. This will be on display in the 4-H Exhibit Hall. We encourage large, free-standing or hanging exhibits.
2. Containers will be judged on their color combinations, overall health of the plants, attractiveness of the total display and creativity.
3. Plants should be well-established.
4. Each club is responsible for the watering and care of their container garden.

4-H Arts In Stage Schedule:

Monday: August 10th

Share the Fun & Performing Arts - 7:00 p.m.

Tuesday: August 11th

4-H Fashion Revue - 7:00 p.m.

Thursday: August 13th

4-H Arts In - 7:00 p.m.

Friday: August 14th

4-H Arts In - 7:00 p.m.

Saturday: August 15th

4-H Arts In - 1:00 p.m., 4:00 p.m., 7:00 p.m.

Sunday: August 16th

4-H Arts In Matinee - 3:00 p.m.

4-H DEMONSTRATIONS AND SPECIAL AWARDS

DEMONSTRATIONS



TRADITIONAL

★ Premiums: Blue - \$5.50; Red - \$4.50; White - \$3.50

YOUTH IN ACTION

★ Premiums: Blue - \$8.50; Red - \$6.50; White - \$5.50

CLOVERBUD

★ Premiums: \$2.50

TRADITIONAL

Rules:

1. 4-H members may present two different traditional demonstrations.
2. **Please complete a demonstration registration form in addition to your fair registration form and turn in by July 6.**
3. Traditional Demonstrations - 4-H'er demonstrates by him/herself some practice or aspect of a project of their choice. Individual demonstrations for Grades 3-5 should be 6-10 minutes, Grades 6-8, 8-10 minutes and Grades 9+, 10-15 minutes.
4. Team Demonstrations - A team demonstration is the same as an individual demonstration only both team members should be actively involved. The demo should be 15-25 minutes in length.
5. All traditional demos will be presented and judged at the Dakota County Fair. Dates and times of demonstration judging are on the back of the Demonstration Registration Form. Forms are available from the Extension Office or online.
6. A schedule of when the 4-H'ers demonstrate will be mailed to members demonstrating.
7. If a champion is awarded to a demonstration, a maximum of 2 plaques are awarded to the team demo per age category.

K080001	Grades 3 to 5	K080001	Grades 3 to 5 (second demo)
K080003	Grades 6 to 8	K080003	Grades 6 to 8 (second demo)
K080005	Grades 9+	K080005	Grades 9+ (second demo)
K080007	Grades 3 to 5	Traditional team demo	
K080008	Grades 6 to 8	Traditional team demo	
K080009	Grades 9+	Traditional team demo	

YOUTH IN ACTION

Rules:

1. 4-H members may present two different Youth in Action demonstrations.
2. Maximum of three participants per demonstration.
3. This is an informal demonstration in which 4-H member demonstrates how to do a particular activity and include the audience. Involving the audience in the process is the primary focus of Youth in Action and constitutes a major portion of evaluation results. The audience asks questions at anytime while a 4-H'er is demonstrating. Length is 45-50 minutes in time. Demonstrator repeats as audience changes.
4. Youth in Action demonstrations are for members who enjoy visiting with the general public and have an interesting topic to demonstrate. Examples are health exercises which may involve the audience, refinishing furniture, showing how an internal combustion engine operates, etc. Members will be notified when they are scheduled. One table and two easels will be furnished but the demonstrator will need to supply his or her own materials.
5. Youth in Action demonstrations will be given and judged at the county fair.
6. If a champion is awarded to a demonstration, a maximum of 2 plaques are awarded to the Youth-in-Action champion demo per age category.

K090001	Grades 3 to 5	K090001	Grades 3 to 5 (second demo)
K090003	Grades 6 to 8	K090003	Grades 6 to 8 (second demo)
K090005	Grades 9+	K090005	Grades 9+ (second demo)

CLOVERBUD DEMONSTRATION

V620009 Cloverbud "Show & Tell" Demonstrations

The Cloverbud demonstration is for Kindergarten, 1st and 2nd graders who want experience in giving demonstrations. These are the same as a traditional demonstration only they are shorter in length, three to five minutes long. This is for Cloverbud 4-H members only. Cloverbud members also need to complete a Demonstration Registration form and return it to the Extension Office by July 6. Forms are available from the Extension Office. Cloverbud demos will be **Friday, August 14 starting at 2:00 p.m.**

LIVESTOCK DEMONSTRATION

★ Premiums: Blue - \$8.50; Red - \$6.50; White - \$5.50

L004003– Livestock Demonstration

Each county is allowed one additional State Fair Livestock Trip for a Livestock Demonstration exhibitor. Member must have completed 6th grade to demonstrate at the state fair. Member must demonstrate at the county fair and demonstration must include live animal. To register, complete a 4-H Demonstration Registration form and return it by July 6. Member must demonstrate on livestock weekend (Aug. 26-30) and can also participate in all other specie activities (show, interview, showmanship, etc.) 4-H Livestock Demonstrators who advance to the state fair and present their demonstration at the state fair will receive a \$30 premium from the Minnesota Livestock Breeders.

Contact Ann at the Extension Office for more details at (651) 480-7758.

Attention 4-H Demonstrators:

4-H Demonstrators will be sent a schedule prior to county fair. If you need to change your scheduled time, contact Cherie at (651) 480-7702 before Wednesday, August 5. Please do not request schedule changes after August 5.